


2nd Edition

Family and Friends

2

Class Book



MultiROM

OXFORD

with animated stories

Naomi Simmons

2nd Edition

Family and Friends 2

Class Book



Naomi Simmons

OXFORD
UNIVERSITY PRESS



Scope and sequence





Starter:
Welcome back! p.4

I've got brown hair. This is my cousin. He's got green eyes. Where's Billy?
Is he under the bed? There is ... There are ... Numbers 1–20 Family Colours Toys

	Words	Grammar	Phonics	Skills
1 Our new things p.8	School things	<i>This / That is ... These / Those are ...</i>	Review of the alphabet and initial sounds	Reading: a description Listening: identifying people and objects Speaking: <i>How many ...? There are ...</i> Writing: capitalisation, writing about my classroom (Workbook)
2 They're happy now! p.14	Feelings	<i>We're / They're ... Are they ...?</i>	Review of digraphs: ch sh th ch: chair teacher sh: shoes fish th: thumb bath	R: a poem: 'My feelings' L: identifying feelings S: <i>Is he sad? No, he isn't. He's ...</i> W: long and short forms, writing about my feelings (WB)
3 I can ride a bike! p.20	Outdoor activities	<i>She can / can't ... Can he ...?</i> Prepositions of place: <i>behind / in front of next to / between</i>	Review of CVC words: a e i o u a: cat van e: peg bed i: bin fig o: mop dog u: bus jug	R: information on a web page L: identifying outdoor toys S: <i>Where's the skateboard? It's in front of the table.</i> W: using <i>a / an</i> , writing about what I can and can't do (WB)
Fluency Time! 1 p.26	Classroom language		Project: a school word wheel	
Review 1 p.28				
4 Have you got a milkshake? p.30	Food Numbers 20–100	<i>Have you got ...? I have / haven't ... Has he got ...? He has / hasn't ...</i>	Consonant blends: gr br fr gr: grass grapes br: brush bread fr: frog frisbee	R: a caption story L: identifying which food items are available S: <i>Have you got apples? Yes, we have.</i> W: question marks and full stops, writing about my lunch (WB)
5 We've got English! p.36	School subjects School rooms	<i>What / When have we got ...? We've got ... our / their</i>	Consonant blends: dr tr cr dr: drum dress tr: truck tree cr: crayon crab	R: a description on a web page L: identifying school rooms S: <i>What have we got in the art room? We've got ...</i> W: capital letters, writing about my school subjects (WB)
6 Let's play after school! p.42	After-school activities	<i>I visit ... I don't have ...</i>	Consonant blends: fl pl bl fl: flower flat pl: plum plate bl: blanket blue	R: information texts L: identifying after-school activities S: <i>I read a book. I don't ride a bike.</i> W: verbs, writing about what I do after school (WB)
Fluency Time! 2 p.48	Shopping		Project: a market stall	
Review 2 p.50				
7 Let's buy presents! p.52	Special days	<i>What does he like? He likes / doesn't like ...</i>	Consonant blends: cl gl sl cl: cloud clock gl: gloves glue sl: slide slippers	R: instructions on making a card L: identifying suitable presents for people according to their preferences S: <i>What does he like? He likes tennis.</i> W: long and short forms, writing about presents for my mum (WB)

	Words	Grammar	Phonics	Skills
8 What's the time? p.58	Everyday activities Times of the day	What's the time? It's ... o'clock. He ... at ... o'clock.	Consonant blends: sm sn st sk sm: smile small sn: snow snake st: stairs star sk: sky skates	R: information texts L: listening for time and activities S: He has breakfast. W: identifying Wh- questions, writing about my day (WB)
9 Where does she work? p.64	Places	Where does he work? He works in a ... Does she work in a ...?	Long vowels: a + magic e lake face gate plane	R: a magazine interview L: listening for detail in an interview S: What are Peter's favourite animals? They're monkeys. W: using commas with and in lists, writing about where my family works (WB)
Fluency Time! 3 p.70	Making plans		Project: a mini book	
Review 3 p.72				
10 It's hot today! p.74	Weather Weather activities	What's the weather like? It's ... Put on / Don't put on ...	Long vowels: i + magic e bike white kite line nine	R: a weather report L: identifying the weather at certain times from the weather report S: It's Monday. What's the weather like? W: verbs and adjectives, writing about the weather (WB)
11 What are you wearing? p.80	Clothes Time	Present continuous: What are you wearing? What's he wearing? I'm / He's wearing ...	Long vowels: o + magic e nose bone rope home stone	R: a poem: 'At the airport' L: identifying people by their clothing S: What's she wearing? She's wearing ... He's wearing a red shirt. Who is it? W: writing the time, writing about my clothes (WB)
12 You're sleeping! p.86	Celebrations Getting ready	Present continuous: What are you / they doing? I'm / We're / They're ... What's he / she doing? He's / She's ...	Long vowels: u + magic e June tube flute cube	R: a descriptive email L: listening for detail to distinguish between photos S: What's he doing? He's dancing. W: present continuous verbs, writing about a party (WB)
Fluency Time! 4 p.92	At a party		Project: a present	
Review 4 p.94				
13 Look at all the animals! p.96	Farm animals Adjectives	Comparatives: This cow is bigger than that cow.	Long vowels: ee tree cheese green feet three	R: a parents' letter L: identifying animals by their feelings S: It's nervous. What is it? W: using and to connect sentences, writing about a farm visit (WB)
14 Look at the photos! p.102	Memories Tidying up	Past simple: I was / wasn't ... You were / weren't ...	Short & long vowels: cub cube tap tape pip pipe	R: a school article L: identifying people by their feelings and appearance S: He was a fireman (in the school play). W: and / or, writing about me and my friends (WB)
15 Well done! p.108	People Ordinal numbers	Past simple: There were some / weren't any ... Irregular plurals	ng / nk ring king swing bank sink pink	R: a fairytale L: identifying actions and emotions S: What's Suzy doing? She's ... Is she sad? No, she isn't. She's ... W: irregular plurals, writing about a school open day (WB)
Fluency Time! 5 p.114	Playing games		Project: a card game	
Review 5 p.116				
Culture p.118	Games, Meals, At home			
Grammar reference p.124				

Lesson One

1 Listen and sing.  01  2 Sing and do.

Let's sing!

Welcome song





Welcome back
To all our friends.
Fun and learning
Never end!



Welcome back,
It's a happy day.
A day for learning,
A day for play!



3 Listen and read.  02 



Sponsored by



Designed for non-commercial use

To remove branding, please use Freemake Gold Pack

IRAN CANADA

1 Listen to the story again and repeat. Act.

2 Circle T (true) or F (false).

1 Rosy's got brown hair. ☒ T ☐ F

3 Tim's got brown eyes. ☐ T ☐ F

5 Billy is four. ☐ T ☐ F

2 Tim is Rosy's brother. ☐ T ☐ F

4 Billy's got curly hair. ☐ T ☐ F

6 Billy is under the bed. ☐ T ☐ F

3 Listen and number.  03 

mum dad brother sister grandma grandpa
aunt uncle cousin



4 Point and say. long short curly straight brown black white

This is Rosy's mum. She's got curly hair.

This is Rosy's dad. He's got ...

Lesson Three

1 Ask and answer.

Hello. How are you?

I'm fine, thank you.

What's your name?


My name's ...

How old are you?

I'm ...

2 Look and say. Introduce a friend.

1



This is my friend.
His name's James.
He's nine.

2




This is my friend.
Her
She's ...

3 Listen and sing. 04



4 Sing and do.

Let's sing!



Monday, Tuesday, Wednesday, Jump!

Monday, Tuesday, Wednesday,
Jump!

Thursday, Friday,
Down with a bump!

Saturday, Sunday,
Let's say 'Hi!'

Days of the week.
Let's say 'Goodbye!'



1 Look. Ask and answer.


ball car train doll teddy puzzle bike



How many cars are there?

There are ... cars.

2 Listen and point. Ask and answer.



red green blue yellow pink purple
black white brown orange grey

What colour is number 18?

It's ...

3 Write the numbers.

ten 10

thirteen _____

seventeen _____

twenty _____

fifteen _____

fourteen _____

eleven _____

twelve _____

sixteen _____

eighteen _____

nineteen _____

Lesson One Words



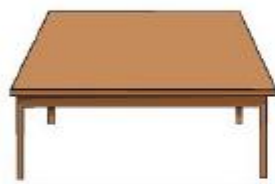
1 Listen, point and repeat. 06



2 Listen and chant. 07



classroom




table



computer



peg



pencil case



board

3 Listen and read. 08



Watch the MultiROM! ▶



Sponsored by



Designed for non-commercial use

To remove branding, please use Freemake Gold Pack

IRAN CANADA

- 1 Listen to the story again and repeat. Act.
- 2 Look and say.

Let's learn!



This is the new computer.



That is a new board.



These are new tables.



Those are new pegs.

- 3 Write.

This That These Those



are bags.



is a ruler.



are pencils.



is a computer.

- 4 Point and say.

chairs pencil case board tables ruler pegs



Those are pegs.

This is a ...

That is a ...

These are ...

Lesson Three Song

1 Listen, point and repeat.  09 



poster



picture



drawers



cupboard



CD player

2 Listen and sing.  10  3 Sing and do.

Let's sing!

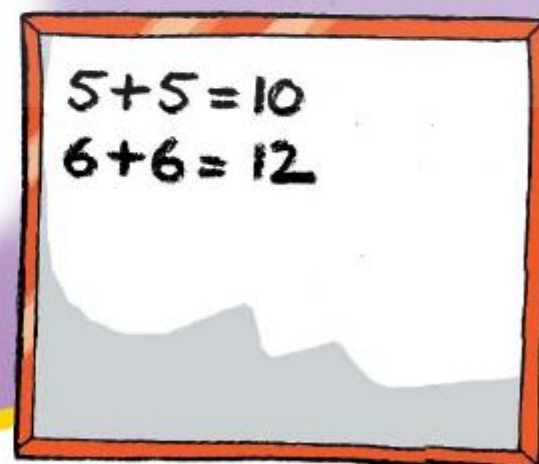
What's in the classroom?

What's in the classroom?
Let's have a look!
Posters and pictures,
And work in a book.

What's in the classroom?
What can you see?
Drawers and a cupboard
For you and for me.

What's in the classroom?
What's over there?
A door and a window,
A table and chair.

What's in the classroom?
What can you see?
A board and pegs
For you and for me.



1 Listen and chant. 11



A, B, C, D, E, F, G,
Come and play this game with me.

H, I, J, K, L, M, N,
Close your eyes and count to ten.

O, P, Q, R, S, T,
Touch your nose and touch your knee.


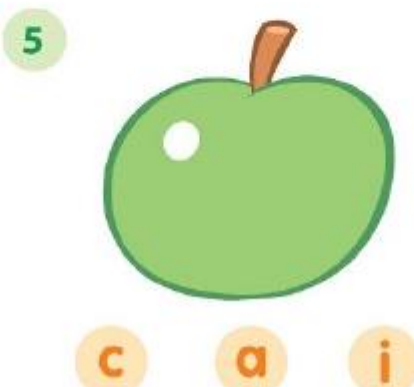
U, V, W, X, Y, Z,
Touch your feet and touch your head.



2 Listen, point and repeat. 12





3 Listen and circle the correct sound. 13



Skills Time!

Lesson Five

Reading

- 1 Point to things you can see in a school. Say the words.
- 2 Listen and read.  14 

1



My name's Peter. I go to Orange Park School.
Look at these pictures of my school.

2



Our classroom is upstairs.
It's very big and bright.

3



I'm in class 3C. There are 12 girls
and 14 boys in my class.
Our teacher is Mrs Cooper.

4



There are lots of pictures
and posters on the wall.

5



We sit at tables. I sit
with my friend Henry.

6



There is a swimming pool,
too. I love my school.

3 Read again. Circle the correct word.

- 1 Where is Peter's classroom?
- 2 What class is Peter in?
- 3 How many boys are there in his class?
- 4 What is his teacher's name?
- 5 What is on the walls of the classroom?
- 6 Is there a swimming pool?

upstairs / downstairs

3C / Orange Park

12 / 14

Henry / Mrs Cooper

tables / pictures

Yes, there is. / No, there isn't.

Listening

- 1 Listen and number.  15 



Speaking



Watch the DVD!

- 2 Point, ask and answer. boys girls teachers windows doors

How many girls are there?

There are two girls.

What colour is his hair?

It's ...

Writing preparation

- 3 Underline the capital letters at the start of the sentences.
Circle the capital letters at the start of the names.

We've got a new CD player.

Our teacher is Mrs Cooper.

1 My name's Peter.

2 This is my school.

3 Thank you, Miss Jones.

4 This is Rosy's pencil case.

5 Those are your pegs.

6 This is Tim.

Complete
the writing
task on
page 13
of the
Workbook.



Lesson One Words

1 Listen, point and repeat. 16



2 Listen and chant. 17



hot



cold



hungry



thirsty



happy





sad

3 Listen and read. 18



Watch the MultiROM! ▶



Sponsored by



Designed for non-commercial use

To remove branding, please use Freemake Gold Pack

IRAN CANADA

- 1 Listen to the story again and repeat. Act.
- 2 Look and say.

Let's learn!



We're happy.



They're hungry.



Are they hot?
No, they aren't.



Are they happy?
Yes, they are.

We're = We are
They're = They are

- 3 Look and match.

We're

They're



- 4 Write.

Yes, they are.

No, they aren't.

Yes, we are.

No, we aren't.

Are they hot?



Yes, they are.

Are you hungry?



Are they cold?



Are you happy?



Lesson Three Song

1 Listen, point and repeat.  19 



tired



angry





scared



brave



nervous

2 Listen and sing.  20  3 Sing and do.

Let's sing!

If you're tired and you know it ...




If you're tired and you know it,
Go to sleep! [Snore, snore]
If you're tired and you know it,
Go to sleep! [Snore, snore]



If you're tired and you know it,
And you really want to show it,
If you're tired and you know it,
Go to sleep! [Snore, snore]

If you're scared and you know it,
Hug yourself! [Hug, hug] ...

If you're angry and you know it,
Stamp your feet! [Stamp, stamp] ...



1 Listen, point and repeat.  21 

ch

chair

teacher

sh

shoes

fish

th

thumb

bath

2 Listen and chant.  22 

Look at my teacher,
Sitting on a chair.

Her shoes are blue,
She's got long, black hair.

A picture of a bath,
And a picture of a fish.

Look at my teacher.
Her name's Miss Wish.

3 Read the chant again. Circle the sounds ch, sh and th.

4 Listen to the sounds and join the letters.  23 

What has the teacher got?



sh sh th th sh ch sh

th sh ch sh th sh ch



sh ch sh ch ch ch th



Skills Time!

Lesson Five

Reading

- 1 Look at the pictures. How does the girl feel?
- 2 Read and listen to the poem.  24 

My Feelings

Sometimes I am happy.
Sometimes I am sad.
Sometimes I am nervous.
But I am never bad.

When I'm really nervous,
I'm brave and carry on.
I say, "I can do it!"
Until my nerves are gone.

When I'm really happy,
I smile and laugh and play.
When I'm really happy,
It's a very good day.

Sometimes I am happy.
Sometimes I am sad.
Sometimes I am nervous.
But I am never bad.

When I'm really sad,
I cry and tell my mum.
We always talk together,
Then happy times can come.



- 3 Read again. Match.

- 1 play
- 2 cry
- 3 laugh
- 4 be brave and carry on
- 5 smile

a happy

b nervous

c sad

Listening

1 Listen and number.  25 



Speaking

2 Point, ask and answer.

happy sad tired cold nervous hungry

Is he sad?

No, he isn't. He's nervous.

Is she ...?

No, ...



Watch the DVD!

Writing preparation

3 Look and write the long form.

I'm = I am

He's = He is

We're = We are

You're = You are

She's = She is

They're = They are

1 She's cold. She is cold.

2 They're happy. _____ happy.

3 I'm nervous. _____ nervous.

4 We're thirsty. _____ thirsty.

5 You're brave. _____ brave.



6 He's sad. _____ sad.

Complete the writing task on page 19 of the Workbook.

page

19

Lesson One Words

1 Listen, point and repeat.  26 

ride a bike



ride a horse





skate



skateboard



play tennis

play
football3 Listen and read.  28 Watch the MultiROM! 

Sponsored by



Designed for non-commercial use

To remove branding, please use Freemake Gold Pack

IRAN CANADA

- 1 Listen to the story again and repeat. Act.
- 2 Look and say.

Let's learn!



I **can** skate.



I **can't** skateboard.



Can she play tennis?
Yes, she **can**.



Can he ride a bike?
No, he **can't**.

3 Write.

He She They

can can't



He **can** ride a bike.



ride a horse.



play football.



skate.



play tennis.



skateboard.

4 Point, ask and answer.

Can he ride a bike?

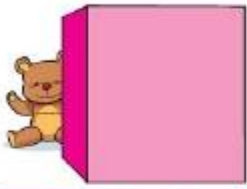
Yes, he can.

Can she ...?

Can they ...?

Lesson Three Song


1 Listen, point and repeat. 29



behind



in front of



next to



between

2 Listen and sing. 30



3 Sing and do.

Let's sing!

Where is my teddy bear?


Where is my teddy bear?
Where is he?
Where is my teddy bear?
I can't find him anywhere!

Look behind the bedroom door.
Is he hiding there?
Look behind the bedroom door.
I can't find him anywhere!

Look in front of the sofa.
Is he hiding there?
Look in front of the sofa.
I can't find him anywhere!

Look between the bed and chair.
Is he hiding there?
Look between the bed and chair.
I can't find him anywhere!

Look next to the big toy box.
Is he hiding there?
Look next to the big toy box.
Yes, my teddy's hiding there!



1 Listen, point and repeat. 31



2 Listen and chant. 32



A cat, cat, cat
Is in a van, van, van.



A peg, peg, peg
Is by my bed, bed, bed.



A fig, fig, fig
Is in the bin, bin, bin.



A dog, dog, dog
Has got a mop, mop, mop.



A mum, mum, mum
Is on the bus, bus, bus.

3 Read the chant again. Circle the middle sounds a, e, i, o and u.

4 Listen and circle the middle sound. 33



a e i

o u e

i a u

u e i

u o i

e i a

Skills Time!

Lesson Five

Reading

1 Look at the pictures. What can you see?

2 Listen and read.  34 

Outdoor Toys

This is a perfect bike for children aged 7 to 10. It has got big wheels. You can ride it on grass or sand, so take it to the beach or park.







Scooters are really good fun. This scooter is fast and easy to ride. It has two small wheels. It is available in pink, green or blue.

Are you or your friend learning to skate? These skates have four wheels on each skate, so they are easy and safe for new skaters. They look fantastic, too!





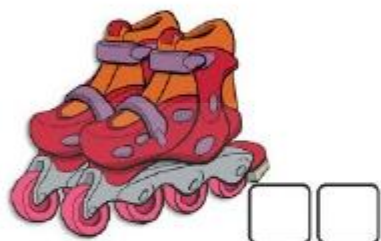
This swing is perfect for fun in your garden. Two children can play together as there are two swings. The seats are blue and yellow.

3 Read again. Tick (✓).

					
1	It's got four wheels.			✓	
2	It's got small wheels.				
3	There are two seats.				
4	It's got big wheels.				
5	It's for two children.				
6	You can ride it on the beach.				

Listening

1 Listen and number.  35 




 1





Speaking



Watch the DVD!

2 Point, ask and answer.

in front of behind next to between



Where's the skateboard?

It's in front of the table.

Where are the ...?

They're ...

Writing preparation

3 Read. Circle the vowels at the start of the words. Write **a** or **an**.

This is **an** apple.

It's **a** blue doll.

1 It is ____ orange bike.

2 This is ____ skateboard.

3 She has got ____ umbrella.

4 I've got ____ banana.

Remember!

a, e, i, o, u
We are vowels
And we help you.

Complete
the writing
task on
page 25
of the
Workbook.

page
25

Fluency Time! 1

Everyday English

1 Listen, read and say.  36 



James: What's this in English?
 Kate: It's a computer.
 James: Sorry? Speak more slowly, please.
 Kate: A computer.



James: Can you spell it, please?
 Kate: C-o-m-p-u-t-e-r.
 James: Thank you.

2 **Listening** Listen and number.  37 



3 **Speaking** Ask and answer.



board



table



chair



peg



picture



What's this in English?

It's a table.

Can you spell it, please?

T-a-b-l-e.



1 Look at the story again. Act.



2 Make a word wheel.



Colour the pictures. Write the words.



Cut out the wheels and the door.



Put a pencil through the centre.



Spin the wheel.

3 **Speaking** Use your word wheel and say.



Let's spin the wheel!
What's this in English?

It's a table.

Speak more slowly, please.

It's a table.

1 Circle the odd-one-out. Write.











- | | | | | | |
|---|---------|----------|------------|---------|-------------------|
| 1 | tables | pegs | skateboard | chairs | <u>skateboard</u> |
| 2 | hot | computer | cold | happy | _____ |
| 3 | behind | next to | between | thirsty | _____ |
| 4 | nervous | poster | picture | drawers | _____ |
| 5 | tired | scared | CD player | sad | _____ |

2 Look and match. Ask and answer.



- | | | |
|---------------------|-------------------------------------|--------------------------------|
| 1 Where's the bird? | <input checked="" type="checkbox"/> | a He's behind Rosy. |
| 2 Where's Rosy? | <input type="checkbox"/> | b It's next to the box. |
| 3 Where's Billy? | <input type="checkbox"/> | c He's in front of Rosy. |
| 4 Where's the ball? | <input type="checkbox"/> | d She's between Tim and Billy. |
| 5 Where's Tim? | <input type="checkbox"/> | e It's on the slide. |

3 Tick (✓) the picture that contains the sound.

- | | | | | |
|---------------------------------------------------------------------------------------------------------------------------------------------------------------------------------------------------|---------------------------------------------------------------------------------------------------------------------------------------------------------------------------------------------------|-----------------------------------------------------------------------------------------------------------------------------------------------------------------------------------------------------|-------------------------------------------------------------------------------------------------------------------------------------------------------------------------------------------------------|-------------------------------------------------------------------------------------------------------------------------------------------------------------------------------------------------------|
| 1 a | 2 e | 3 i | 4 o | 5 u |
| <div>a </div> <div>b </div> | <div>a </div> <div>b </div> | <div>a </div> <div>b </div> | <div>a </div> <div>b </div> | <div>a </div> <div>b </div> |

4 Look and number.

☐

Thank you.

☐

What's this in English?

☐

Can you spell it, please?

☐


It's a board.

☐

B-o-a-r-d.

☐

You're welcome.



5 Write.

ride play fly

1 Alex can ride a bike.

2 He can _____ football.






3 But he can't _____ a horse.

4 Ruby can _____ a kite.

5 She can _____ tennis.

6 But she can't _____ a bike.

6 Tick (✓) or cross (X).

					
Alex	<input checked="" type="checkbox"/>				
Ruby					

7 Ask and answer.

Can Alex ride a bike?

Yes, he can.

Can Ruby ...?

8 Read and colour.

My work in Units 1, 2 and 3 is



OK



Good



Excellent

Lesson One Words

1 Listen, point and repeat.



2 Listen and chant.



salad



fries



pizza



milkshake




cheese
sandwich

chicken

3 Listen and read.



Watch the MultiROM!



Sponsored by


freemake.com

Designed for non-commercial use

To remove branding, please use Freemake Gold Pack

IRAN CANADA

- 1 Listen to the story again and repeat. Act.
- 2 Look and say.

Let's learn!



Have you got a milkshake?
Yes, I **have**.



Have you got fries?
No, I **haven't**.



Has he got a cheese sandwich?
Yes, he **has**.



Has she got a pizza?
No, she **hasn't**.

- 3 Write.

Yes, I have. No, I haven't.

1

Have you got a milkshake?



2

Have you got salad?

- 4 Look, ask and answer.

Yes, he has. No, he hasn't. Yes, she has. No, she hasn't.



- 1 Has he got a cheese sandwich?
- 2 Has he got salad?
- 3 Has she got a milkshake?
- 4 Has she got chicken?
- 5 Has he got fries?

No, he hasn't.

1 Listen, point and repeat.  41



10

ten

20

twenty

30

thirty

40

forty

50

fifty

60

sixty

70

seventy

80

eighty

90

ninety

100

one hundred

2 Listen and sing.  42



3 Sing and do.

Let's sing!

Let's count to one hundred!

Let's count to one hundred.

It's time to start.

10, 20, 30 ...

Yes, good start!

Let's count to one hundred.

It's easy to do.

40, 50, 60 ...

Yes, clever you!

Let's count to one hundred.

It's easy if you try.

70, 80 ...



The numbers are high.

Let's count to one hundred.

Now we are done.

90, 100.

Counting is fun!



1 Listen, point and repeat. 43



gr

grass



grapes



br

brush



bread



fr

frog



frisbee



2 Listen and chant. 44



There are grapes and bread,
And juice in a glass.

Friends together,
In the green, green grass.

Play with a frisbee,
Play football.

The friends have fun
With a big, brown ball.



3 Read the chant again. Circle the sounds gr, br and fr.

4 Listen and complete the words. 45



gr

br

fr

1



grapes

2



own

3



een

4



og

5



isbee

6



ush

Skills Time!

Lesson Five

Reading



1 Look at the pictures and say the food words.

2 Listen and read. 46



One pizza and one banana milkshake, please.



We haven't got much food now. Sorry, it's late.



Have you got tomatoes?



No, sorry. We haven't got tomatoes now.



Have you got chicken? Or what about olives?



No, we haven't got chicken. And we haven't got olives. You're too late.



Oh no! And my milkshake?



Have you got bananas?



Yes, we've got lots of bananas.



Oh good! One banana milkshake and one banana pizza, please!



A banana pizza?! Are you sure?



Yes, please.



Look! I've got a banana pizza!


It's my new favourite!

3 Tick (✓) the food they have got. Cross (✗) the food they haven't got.

chicken ☒ bananas ☐ tomatoes ☐ pizza ☐ milkshake ☐

Listening

1 Listen and write Yes or No.  47 



Speaking



Watch the DVD!

2 Point, ask and answer.

bananas pineapples pears apples oranges



Have you got apples?

Yes, we have.

Have you got ...?

No, we haven't.

Writing preparation

3 Write a question mark or a full stop.

Have you got a sandwich ? Yes, we have .

1 Has he got an apple ☐

2 She's got an orange ☐

3 We like fruit ☐

4 Do you like figs ☐

5 Can you ride a bike ☐

6 I can't ride a horse ☐

Complete the writing task on page 35 of the Workbook.



Lesson One Words




1 Listen, point and repeat. 48

2 Listen and chant. 49



art



maths



English



science



PE



music

3 Listen and read. 50



Watch the MultiROM! ▶

1 What have we got on Monday?

Time	Mon	Tue	Wed	Thu	Fri
8:00	ENGLISH				
9:00	MATHS			PE	
10:00					

We've got English. Then we've got maths.

2 When have we got PE?

Day	Mon	Tue	Wed	Thu	Fri
PE					

We've got PE on Thursday. Oh good!

3 On Thursday

Don't forget these.

Oh yes. Our PE bags.

4 It's time for football. Put on your PE clothes now.

5 Oh no! This is Rosy's bag. I can't wear these clothes. I can't play football now!

6 You can wear their clothes, Tim.

Thank you very much!

Sponsored by



Designed for non-commercial use

To remove branding, please use Freemake Gold Pack

IRAN CANADA

- 1 Listen to the story again and repeat. Act.
- 2 Look and say.

Let's learn!

MONDAY
English



What have we
got on Monday?
We've got English.

THURSDAY
PE



When have we got PE?
We've got PE on
Thursday.



These are
our PE bags.



You can wear
their clothes.

- 3 Write.

our their

1



These are
our bags.

2



Those are
bags.

3



These are
T-shirts.

4



Those are
T-shirts.

- 4 Point, ask and answer.

	Monday	Tuesday	Wednesday	Thursday
9:00	maths	science	art	music

What have we got on Tuesday?

We've got ...

When have we got ...?

We've got ... on ...

Lesson Three Song

1 Listen, point and repeat. 51




playground



sports field



art room



computer room



gym

2 Listen and sing. 52



3 Sing and do.

Let's sing!

At our school

In the playground
We have lots of fun.
We play, we talk,
We jump, we run.

At our school. At our school. At our school.

On the sports field
We do PE.
We play sports together,
You and me.


At our school ...

In the art room
We paint and draw.
We put our pictures
On the walls.

At our school ...

In the computer room
We look and hear.
We put the headphones
On our ears.

At our school ...



1 Listen, point and repeat. 53



dr

drum



dress



tr

truck



tree



cr

crayon



crab



2 Listen and chant. 54



A train and a truck,
A crab and a drum.
I draw with my crayons,
And I have fun.

A girl in a dress,
A bird in a tree.
Get your crayons,
And draw with me.



3 Read the chant again. Circle the sounds dr, tr and cr.

4 Listen to the sounds and join the letters. 55



What has the boy got?



dr

dr

cr

dr

cr

dr

tr



tr

cr

dr

tr

tr

cr

dr



cr

tr

tr

cr

dr

tr

cr



Reading


- 1 Look at the picture. What school subjects can you see?
- 2 Listen and read.  56 

Our Computer Room

At our school we've got a big computer room. We've got 12 computers in the room, one for every pupil. The computers have got headphones, so the pupils can listen and speak.

In the computer room, the pupils can study English, music, maths and science. They do art here too. They can draw and colour pictures with the computer. The computers also help the pupils to read and write.

In Primary 2, the children come to the computer room every Tuesday and Thursday. Everyone likes these lessons.



- 3 Read again. Circle the false word and write the correct word.

1 We've got a small computer room.

big

2 We've got 18 computers.

3 The pupils can listen and eat.

4 The computers help the pupils to run and write.

5 The children come every Tuesday and Wednesday.

Listening

1 Listen and number.  57 



Speaking



Watch the DVD!

2 Point, ask and answer about your school.

on the sports field in the classroom in the art room in the computer room

football nets whiteboard crayons computers

What have we got in the art room?

We've got ...

Writing preparation

3 Circle the capital letters at the start of the days of the week.

We've got maths on Tuesday.

1 What have we got on Wednesday?

2 We go to the gym on Thursday.

3 We've got art on Monday.

4 Have we got PE on Tuesday?

Complete the writing task on page 41 of the Workbook.

page
41

Lesson One Words

1 Listen, point and repeat. 58



help my mum



do my homework



visit my grandma



go swimming



have a music lesson




watch TV

2 Listen and chant. 59

3 Listen and read. 60



Watch the MultiROM! ▶



Sponsored by



Designed for non-commercial use

To remove branding, please use Freemake Gold Pack

IRAN CANADA

- 1 Listen to the story again and repeat. Act.
- 2 Look and say.

Let's learn!



I **visit** my grandma every Tuesday.



I **don't have** a music lesson.



I **go swimming** every Thursday.



I **don't watch** TV.

- 3 Write.

watch go visit do have help



I have a music lesson.



I _____ my homework.



I _____ swimming.



I _____ TV.



I _____ my dad.



I _____ my grandma.

- 4 Point and say.

Monday

Tuesday

Wednesday

Thursday



Monday.

I visit my grandma. I don't go swimming.

Lesson Three Song

1 Listen, point and repeat.  61



listen to music



play with friends



read a book



write an email

2 Listen and sing.  62



3 Sing and do.

Let's sing!

After school



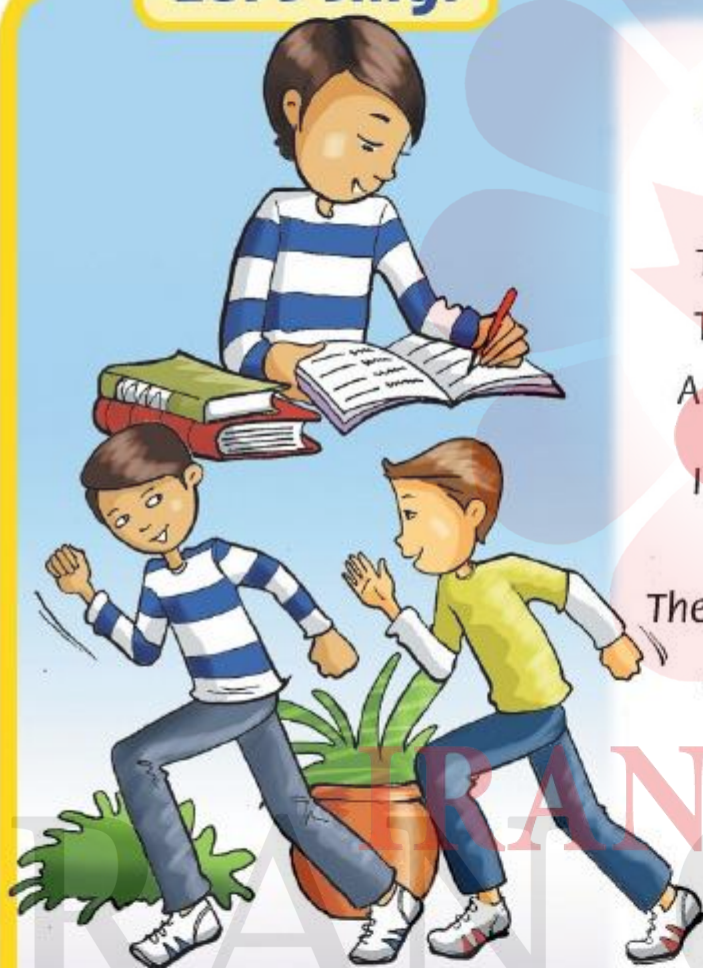
After school,
There's a lot to do.
Things on my own,
And things with you.

I do my homework,
I help my mum.
Then I play with friends,
And we have fun.

After school ...

I write an email,
I read a book.
I listen to music,
I help to cook.

After school ...



1 Listen, point and repeat. 63



fl

flower

flat

pl

plum

plate

bl

blanket


blue

2 Listen and chant. 64



Plums on a plate,
Plums on a plate.
Blue plums, black plums,
Plums on a plate.

A blanket on a bed,
A blanket on a bed.
There's a pretty flower
On the blanket on the bed.



3 Read the chant again. Circle the sounds fl, pl and bl.

4 Listen and complete the words. 65



fl

pl

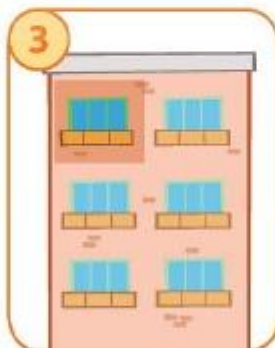
bl



plate



ue




at



ower



anket



um

Skills Time!

Lesson Five

Reading

- 1 Look at the pictures. Say what the children do.
- 2 Listen and read.  66 

What do they do after school?



My name's Max. After school, I do my homework. Then I go to the park. I play football with my friends. Then I watch TV.



I'm Julia. I love art. After school, I draw and paint pictures. Then I write stories. I put the stories and pictures on my bedroom wall.



I'm Luke. After school, I help my mum and dad. Then I listen to my CDs. I sing the songs. I really like music.




My name's Sara. I like sport. I go swimming every Monday. I play tennis with my brother every Tuesday. And every Thursday I skate in the park with my sister.

- 3 Read again. Who does each activity?

M = Max, J = Julia, L = Luke, S = Sara.

- | | | | |
|------------------|----------|---------------------|-------|
| 1 go to the park | <u>M</u> | 2 write stories | _____ |
| 3 go swimming | _____ | 4 draw | _____ |
| 5 listen to CDs | _____ | 6 help mum and dad | _____ |
| 7 play football | _____ | 8 skate in the park | _____ |

Listening

1 Listen and tick (✓) or cross (X).  67



Speaking

2 Look and say.

go swimming
listen to music

read a book
do homework

have a music lesson
play football

ride a bike
write an email

Number 1.

I read a book. I don't ride a bike.

Number 2.

I ...

Writing preparation

3 Circle the verbs.

I ride my bike. I play football.

1 I play tennis.

2 I skate in the park.

3 I ride a horse.

4 I visit my cousin.

5 I listen to music.

6 I do my homework.

Remember!

Verbs are doing words.

Complete the writing task on page 47 of the Workbook.




Fluency Time! ②

Everyday English

1 Listen, read and say.  68 



Woman: Can I help you?
James: Yes. I'd like three apples, please.
Woman: OK, 1-2-3. Anything else?
James: No, thanks.



James: How much is it?
Woman: Two pounds, please.
James: Here you are.

2 **Listening** Listen and tick (✓) the correct picture.  69 



3 **Speaking** Ask and answer.



Can I help you?

I'd like three oranges, please.

Anything else?

No, thanks. How much is it?

Two pounds, please.



1 Look at the story again. Act.



2 Make a market stall.



Decorate the market stall.



Write the name of your stall.




Colour and cut out the toys.



Stick the toys on the stall.

3 **Speaking** Use the market stall and say.



Can I help you?

Yes, I'd like the red car please.

Anything else?

Yes. I'd like the blue ball.



1 Circle the odd-one-out. Write.

- | | | | | | |
|---|---------|-----------|--------|-------------|-------------|
| 1 | maths | milkshake | fries | pizza | _____ maths |
| 2 | science | salad | PE | art | _____ |
| 3 | forty | English | eighty | one hundred | _____ |
| 4 | play | help | visit | gym | _____ |

2 Look and match.



- | | | |
|------------------------------------|---------------------------------------|-------------------|
| 1 Has the giraffe got a long neck? | <input checked="" type="checkbox"/> c | a Yes, he has. |
| 2 Has it got two legs? | <input type="checkbox"/> | b Yes, she has. |
| 3 Has the boy got black hair? | <input type="checkbox"/> | c Yes, it has. |
| 4 Has he got fries? | <input type="checkbox"/> | d No, she hasn't. |
| 5 Has the girl got long hair? | <input type="checkbox"/> | e No, he hasn't. |
| 6 Has she got a pizza? | <input type="checkbox"/> | f No, it hasn't. |

3 Look and write.

How Can I'd Anything



4 Tick (✓) the two pictures that start with the same sound. Write the letters.



5 Look and circle.

Monday	Tuesday	Wednesday	Thursday	Friday	Saturday	Sunday
						

1 I go swimming on Wednesday / Thursday.

2 I watch TV on Friday / Tuesday.

3 I don't listen to music on Monday / Saturday.

4 I visit my grandma on Friday / Tuesday.

5 I don't play football on Tuesday / Sunday.

6 I help my mum on Wednesday / Sunday.

6 Read and colour.

My work in Units 4, 5 and 6 is



OK



Good



Excellent

Lesson One Words

1 Listen, point and repeat.



2 Listen and chant.



chocolate



sweets



balloon



present



cake





card

3 Listen and read.



Watch the MultiROM!



Sponsored by



Designed for non-commercial use

To remove branding, please use Freemake Gold Pack

IRAN CANADA

- 1 Listen to the story again and repeat. Act.
- 2 Look and say.

Let's learn!



What **do** you like?
I **like** balloons.



I **don't like** sweets.



What **does** he like?
He **likes** chocolate.




He **doesn't like** balloons.

- 3 Write.

likes doesn't like like don't like




He likes sweets.



He _____ balloons.



She _____ presents.



She _____ cake.

- 4 Point, ask and answer.

What does he like?

He likes sweets.

What does she like?

She likes ...

Lesson Three Song

1 Listen, point and repeat.  73 



2 Listen and sing.  74  3 Sing and do.

Let's sing!

Our neighbours

Our neighbours are very kind.

They are Mr and Mrs Guss.

Mr Guss says, 'My dear friends,
Come and have lunch with us'.

Let's buy a present for Mr Guss.

What can we buy?

He likes pastries. He likes nuts.
Or let's buy a tie.

Let's buy a present for Mrs Guss.

What can we take?

She likes chocolate. She likes fruit.
Or let's take a cake.

Our neighbours are very kind.

They are Mr and Mrs Guss.

Mr Guss says, 'My dear friends,
Come and have lunch with us'.



1 Listen, point and repeat.  75 



2 Listen and chant.  76 

I take off my slippers,
I go outside.
I put on my gloves,
And I play on the slide.


I look at the clock,
I see clouds in the sky.
Time to take off my gloves,
Time to say, 'Goodbye'.



3 Read the chant again. Circle the sounds cl, gl and sl.

4 Listen to the sounds and join the letters.  77 

What has the girl got?



Lesson Five

Reading

1 Look at the pictures. Who is the card for?

2 Listen and read.  78 

Make a card for your mum!

1 Cut a rectangle of card. Fold it in half.



2 Think about your mum. What does she like? Does she like animals? Does she like sport? Or does she like flowers?



3 Draw and colour a picture on the front of the card.



4 Now open the card. Draw a picture of you with a big smile.



5 Write in the card, *Dear Mum, Thank you for everything you do for me.* Then write your name.



6 Give the card to your mum.



3 Read again. Circle the correct word.

1 Draw a picture on the front of the **cake** / card.

2 Now **close** / **open** the card.

3 Draw a picture of **Grandpa** / **you**.

4 Now **write** / **talk** on the card.

5 Give the card to your **mum** / **dad**.

Listening

1 Listen and match. 79



Harry

b



Anna

☐


Peter

☐


Kim

☐


Speaking

2 Point, ask and answer.

tennis

art

chocolate

animals

What does he like?

He likes tennis.

What does she like?

She likes ...



Watch the DVD!

Writing preparation

3 Look and write the long form.

don't = do not

doesn't = does not

1 He doesn't like sweets.

He does not like sweets.

2 She doesn't like balloons.

She _____ like balloons.

3 I don't like bananas.

I _____ like bananas.

4 He doesn't like oranges.

He _____ like oranges.

5 I don't like snakes.

I _____ like snakes.

6 She doesn't like fish.



She _____ like fish.

Complete
the writing
task on
page 57
of the
Workbook.



What's the time?

Lesson One Words

1 Listen, point and repeat.  80 



get up



have
breakfast



go to
school



go
home



have
dinner



go to
bed

3 Listen and read.  82 



Watch the MultiROM! 

1 Let's listen to music.

Sorry, we can't. My dad's asleep.

2 Asleep?

Yes. He's a doctor. He works at night.

3

He goes to bed at eleven o'clock in the morning. He gets up at seven o'clock.

4 Hello girls. What's the time?

It's seven o'clock.

5 Can we listen to music now?

Sorry, we can't. My brother has dinner at seven o'clock. Then he goes to bed.

6 Girls. You can listen to music. Put on these headphones.

Thanks, Mum!

Sponsored by



Designed for non-commercial use

To remove branding, please use Freemake Gold Pack

IRAN CANADA

- 1 Listen to the story again and repeat. Act.
- 2 Look and say.

Let's learn!



What's the time?
It's seven o'clock.



He gets up
at six o'clock.



She goes to bed
at nine o'clock.



He has dinner
at seven o'clock.

- 3 Write. Draw the time on the clocks.

has breakfast gets up goes to bed goes to school



He gets up
at six o'clock.



He has breakfast
at seven o'clock.



He goes to school
at eight o'clock.



He goes to bed
at nine o'clock.

- 4 Point, ask and answer.



What's the time?

It's ... o'clock.

Lesson Three Song

1 Listen, point and repeat. 83



in the morning



in the afternoon



in the evening



at night

2 Listen and sing. 84



3 Sing and do.

Let's sing!

What do you do in the morning?



What do you do? What do you do?
What do you do in the morning?

I get up.

I have my breakfast.

I go to school.

That's what I do. That's what I do.

That's what I do in the morning.



What do you do? What do you do?
What do you do in the evening?

I do my homework.

I have my dinner.

I play with my toys.

That's what I do ...

... in the evening.

What do you do? What do you do?
What do you do in the afternoon?


I have my lunch.

I learn at school.

I go home.

That's what I do ...

... in the afternoon.



What do you do? What do you do?
What do you do at night?

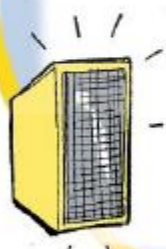
I say goodnight.

I brush my teeth.

I go to bed.

That's what I do ...

... at night.



1 Listen, point and repeat.  85 



2 Listen and chant.  86 

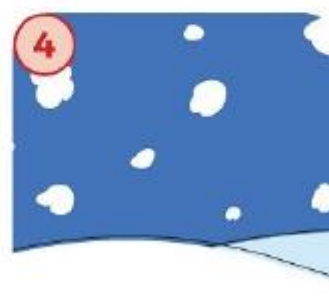
Look at the small snake
In the snow.
A snake with a smile.
Watch it go.

Look at the stars
In the night sky.
It's time for bed, snake.
Say, 'Goodbye'.



3 Read the chant again. Circle the sounds *sm*, *sn*, *st* and *sk*.

4 Listen and circle the correct sound.  87 



sm sn st

sm st sk

sm sn st

sm sn sk

sn st sk

Lesson Five

Reading

1 Look at the pictures. Say what the girl and her mum do.

2 Listen and read.  88 

My name's Ruby. This is my day.

And this is my mum's day.

My day.

In the morning, I get up at seven o'clock.



I get dressed. I have breakfast - cereal, bread and milk. Then I go to school at eight o'clock.



I go to school by bus. I take my coat, my school bag and my lunch box. Our school bus is blue.



My mum's day.

My mum's a doctor. She starts work at six o'clock, so I don't see her in the morning.



She goes home at two o'clock and she cooks dinner. I see my mum in the afternoon and the evening.



3 Read again. Circle the false word and write the correct word.

1 Ruby gets up at eight o'clock.

seven

2 She goes to school in the evening.

3 Her school bus is yellow.

4 Ruby's mum is a teacher.

5 Ruby's mum goes home at five o'clock.

Listening

1 Listen and draw the time.



My dad works
at night!



Speaking

2 Look and say.

goes to bed has breakfast has lunch gets up goes to work

It's ten o'clock at night.

He ...



Watch the DVD!

Writing preparation

3 Circle *What* and underline *When*. Draw a square around *Where*.

What do you do in the morning? I have my breakfast.

When do you get up?

I get up at seven o'clock.

Where do you go?

I go to school.

1 Where's my school bag?

It's under the chair.

2 What do you do at night?

I go to bed.

3 What's her name?

Her name's Rosy.

4 When have we got maths?

We've got maths on Tuesday.

5 When do you have dinner?

I have dinner at six o'clock.

6 Where's your brother?

He's in his bedroom.

Complete
the writing
task on
page 63
of the
Workbook.

page
63

Where does she work?

Lesson One Words

1 Listen, point and repeat. 90



2 Listen and chant. 91



hospital



school



airport



police station



fire station




shop

3 Listen and read. 92



Watch the MultiROM!



Sponsored by



Designed for non-commercial use

To remove branding, please use Freemake Gold Pack

IRAN CANADA

- 1 Listen to the story again and repeat. Act.
- 2 Look and say.

Let's learn!



Where **does** he work?
He works in a police station.



Does your mum work in an airport?
No, she **doesn't**.

Does she work in a shop?
Yes, she **does**.

- 3 Write.

Yes, she does. No, she doesn't. Yes, he does. No, he doesn't.



Does he work in a hospital?
No, he doesn't.



Does she work in a shop?



Does he work in an airport?



Does she work in a school?



Does he work in a fire station?



Does she work in a police station?

- 4 Point, ask and answer.

Where does he work?

He works in a ...

Where does she work?

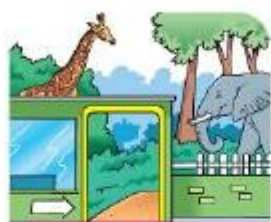
She ...

Lesson Three Song

1 Listen, point and repeat. 93



station



zoo



supermarket



bank



garage

2 Listen and sing. 94



3 Sing and do.

Let's sing!

Places to go

Places to go, things to see,
Out and about, my mum and me.

We go to the bank,
We go to the park.
We go to the zoo
Until it is dark.


Places to go, things to see,
Out and about, my mum and me.

We go to the shops,
Or a supermarket.
We put our shopping
In a basket.

Places to go, things to see,
Out and about, my mum and me.

We go to the airport,
We see some planes.
We go to the station
And see some trains.

Places to go, things to see,
Out and about, my mum and me.



1 Listen, point and repeat. 95



Magic e
makes the
vowel long!

lake



gate



face



plane



2 Listen and chant. 96



Open the gate,
The gate, gate, gate.

See the lake,
The lake, lake, lake.

A smile on your face,
Your face, face, face.

Here is a cake,
A cake, cake, cake.



3 Read the chant again. Circle the sound a e.

4 Listen and complete the words. 97



1



cake

2



__ a __ e

3



__ a __ e

4



__ a __ e



5



__ a __ e

Lesson Five


Reading

- 1 Look at the picture. Where does she work? What animals can you see?
- 2 Listen and read.  98 


She works at a zoo!

I'm at the zoo with Molly. Molly works at the zoo. She looks after the big animals: elephants, giraffes, lions and tigers. Molly says,

"My favourite animals are the elephants. At the moment we've got six elephants at the zoo. Two of the elephants are babies. They're very cute."



Molly gets up every day at six o'clock. She starts work at seven o'clock. First she feeds the lions and tigers. They eat meat. Then she feeds the giraffes and the elephants. They eat vegetables. All the animals drink water. Molly says, "I go home at three o'clock. I'm always happy as I love my job!"



- 3 Read again. Circle the false word and write the correct word.

1 Molly works at a garage.

zoo

2 Her favourite animals are the tigers.

3 There are four elephants at the zoo.

4 Molly gets up at nine o'clock.

5 The lions eat salad.

6 The animals drink juice.

Listening

1 Listen and circle the correct word.  99 



- 1 Peter looks after the **big** / little animals.
- 2 His favourite animals are the **lions** / **parrots** / **monkeys**.
- 3 There are **23** / **32** / **17** monkeys at the zoo.
- 4 There are **five** / **four** / **seven** parrots at the zoo.
- 5 Fred is **blue and green** / **black and white** / **yellow and pink**.
- 6 Fred can **write** / **read** / **talk**.

Speaking



Watch the DVD!

2 Ask and answer.

What are Peter's favourite animals?

They're monkeys.

How many monkeys are there?

There are ...

Writing preparation

3 Circle the commas. Underline *and*.

She looks after elephants, giraffes, lions and tigers.

- 1 For breakfast I eat bread, cheese and yogurt.
- 2 In my room there is a bed, a cupboard, a rug and a chair.
- 3 I like lions, tigers, monkeys and zebras.
- 4 In my lunch box I've got a sandwich, a drink and a biscuit.

Complete
the writing
task on
page 69
of the
Workbook.



Everyday English

1 Listen, read and say.



Kate: Are you free after school today?
 Ellie: Sorry. I'm not free today.
 Kate: How about on Tuesday?
 Ellie: Yes, that's fine.



Kate: We can play with my dolls house.
 Ellie: Great. I'll ask my mum. Oops!
 Mrs Smith: Oh! ... Thank you, Ellie.
 Ellie: Sorry, Mrs Smith.

2 Listening Listen and number.



3 Speaking Ask and answer.

Monday Tuesday
 Wednesday

mum dad
 grandma grandpa

Are you free after school on Tuesday?

Sorry, I'm not free on Tuesday.

How about Wednesday?

Yes, that's fine. I'll ask my dad.



Watch the DVD!

1 Look at the story again. Act.



2 Make a mini book.



Fold the paper in half.
Then fold it again.



Cut along the top of the book.
Your book now has 8 pages.



Colour and stick the pictures.
Or draw your own activities.



Write about your activities in
the book.

3 **Speaking** Use the mini book and say.



1 Circle the odd-one-out. Write.

1

night

hospital

school

airport

night

2

morning

garage

afternoon

evening

3

get up

go to school

go home

sweets

4

zoo

police station

buy

train station

2 Read and circle.

1 My name is Dora. I like / likes balloons.2 I doesn't like / don't like nuts or sweets.3 This is my brother, Henry. He doesn't like / don't like chocolate or cakes.4 He like / likes bananas and nuts.5 My mum really likes / like nuts and pastries.6 She doesn't like / don't like balloons.

3 Look and number.

☐

How about on Saturday?

☐

Yes, that's fine.

1

Are you free on Friday?

☐

Great! I'll ask my grandma.

☐

We can play football.

☐

No, sorry. I'm not free.



4 Look and match.



1 She goes to school at

☒ c

2 She goes to bed at

☐

3 She goes home at

☐

4 She has breakfast at

☐

a seven o'clock in the morning.

b nine o'clock at night.

c eight o'clock in the morning.

d three o'clock in the afternoon.

5 Say and point.

She goes to school at eight o'clock in the morning.

She ...

6 Look and circle the beginning sound.



cl gl sl



sm sn st



cl gl sl



sn st sk



cl gl sl



sm sn st

7 Read and colour.

My work in Units 7, 8 and 9 is



OK



Good



Excellent

Lesson One Words

1 Listen, point and repeat. 102



2 Listen and chant. 103



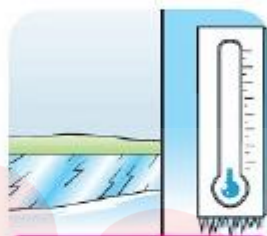
raining



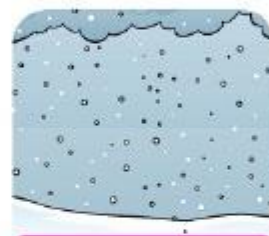
windy



hot



cold



snowing




sunny

3 Listen and read. 104



Watch the MultiROM! ▶



Sponsored by



Designed for non-commercial use

To remove branding, please use Freemake Gold Pack

IRAN CANADA

- 1 Listen to the story again and repeat. Act.
- 2 Look and say.

Let's learn!



What's the weather like?
It's windy.



It's raining.



Put on
your sun hat.



Don't put on
your coat.

- 3 Write.

Put on

Don't put on

~~Open~~

Don't open



Open

the window.



your coat.



the window.



your hat.

- 4 Point, ask and answer.

raining

windy

hot

cold

snowing

sunny



What's the weather like?

It's ...

Lesson Three Song

1 Listen, point and repeat. 105



fly a kite



make a snowman



wear coats



go outside



go ice skating

2 Listen and sing. 106



3 Sing and do.

Let's sing!

What's the weather like today?

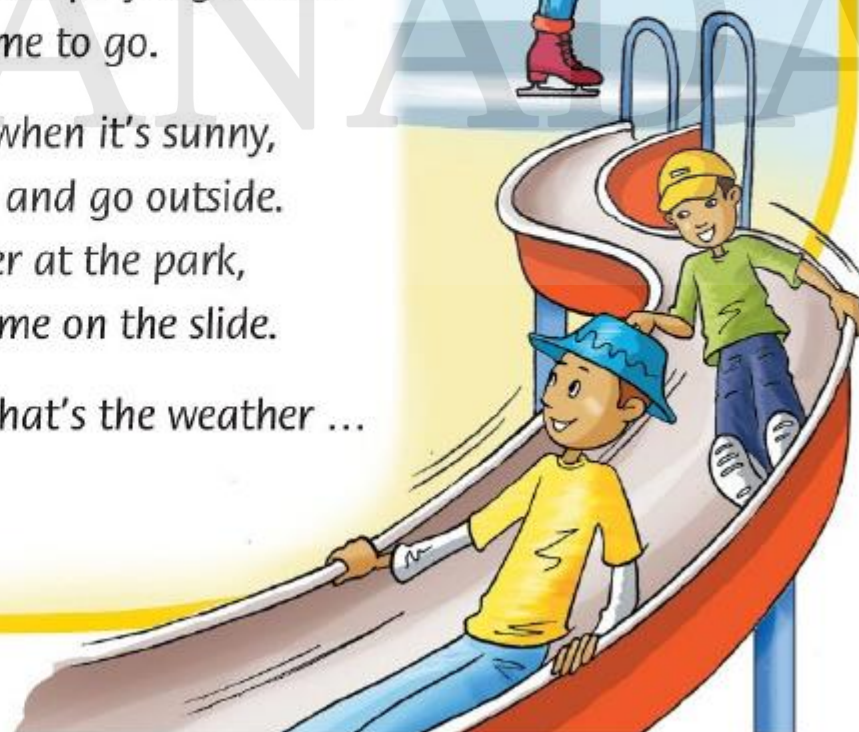
What's the weather, what's the weather,
What's the weather like today?
Is it cold or is it sunny?
Can we go outside to play?

When it's windy, when it's windy,
We go outside, we fly our kite.
The kite goes high up in the sky
And we play until it's night.

When it's snowing, when it's snowing,
We make a snowman in the snow.
We wear our coats and play together,
Until it's time to go.

When it's sunny, when it's sunny,
We wear our hats and go outside.
We play together at the park,
And have a fun time on the slide.

What's the weather, what's the weather ...



1 Listen, point and repeat. 107



2 Listen and chant. 108



Ride your bike. Fly your kite.
The bike is red. The kite is white.
White kite, white kite.

Count the children in the line.
All together there are nine.
Nine in the line. Nine in the line.



3 Read the chant again. Circle the sound i e.

4 Listen and complete the words. 109



1



line

2



__ i __ e

3



__ i __ e

4



__ i __ e

5



__ i __ e

Skills Time!

Lesson Five

Reading

1 Look at the pictures. What is the weather like?

2 Listen and read.  110 



Here is the weather ...

It's six o'clock in the morning. Here is the weather news. It's very cold outside. Wear warm coats and hats. Have a nice morning.



Here is the weather at nine o'clock. It's raining now. Don't forget your umbrellas and your raincoats. Don't get wet!



It's two o'clock in the afternoon. The weather now is sunny and hot. Don't forget your sun hats and sunglasses. Have a nice afternoon in the sun.



It's seven o'clock and here is the weather. It's very windy outside now. It's a good time to fly a kite. But don't let your hats fly away!

3 Read again. Match.

1 six o'clock ☒ 2 nine o'clock ☐ 3 two o'clock ☐ 4 seven o'clock ☐



Listening

1 Listen and tick (✓) the correct picture.  111

1 Monday

2 Wednesday

3 Friday

4 Sunday

Here is the weather ...



Speaking



Watch the DVD!

2 Point, ask and answer.

sunny

raining

windy

cold

hot

snowing

1



Monday

2



Tuesday

3



Wednesday

4



Thursday

5



Friday

6



Saturday

It's Monday. What's the weather like?

It's ...

Writing preparation

3 Circle the verbs. Underline the adjectives.

He wears his big coat.

1 She opens her yellow umbrella.

2 He eats a hot pizza.

3 I drink a cold milkshake.


4 We've got small hats.

Remember!

Adjectives are
describing words.Complete the
writing task
on page 79 of
the Workbook.page
79

What are you wearing?

Lesson One Words

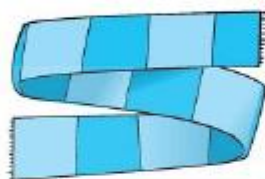
1 Listen, point and repeat.  112



2 Listen and chant.  113



skirt



scarf



gloves



jeans



boots



shirt

3 Listen and read.  114



Watch the MultiROM! 

1 What time is it, Grandma?

It's four o'clock. Look, here's the train!

2 Oh no. There are lots of people. Where are my aunt and my cousins?

3 We can't see you. What are you wearing?

I'm wearing a blue skirt and a red scarf.

4 And Joe. What's he wearing?

He's wearing jeans and a yellow shirt.

5 And Milly. What's she wearing?

She's wearing red trousers and black boots.

6 Here they are!

Hello and welcome!

Sponsored by



Designed for non-commercial use

To remove branding, please use Freemake Gold Pack

IRAN CANADA

- 1 Listen to the story again and repeat. Act.
- 2 Look and say.

Let's learn!



What **are** you wearing?
I'm wearing
 a blue skirt.



What's he wearing?
He's wearing
 a yellow shirt.



What's she wearing?
She's wearing
 red trousers.

3 Match and write.

skirt gloves jeans boots shirt

1 What are you wearing?

b

a He's wearing
 blue

2 What's Joe wearing?

☐

b I'm wearing
 a black

3 What's Milly wearing?

☐

c He's wearing
 a red

4 What's Tim wearing?

☐

d She's wearing
 green

5 What's Rosy wearing?

☐

e She's wearing
 brown



4 Ask and answer.

What's Joe wearing?

He's wearing ...

Lesson Three Song

1 Listen, point and repeat.  115 



o'clock



quarter past



half past



quarter to

2 Listen and sing.  116 

3 Sing and do.

Let's sing!

Here comes the train!




On Platform A
Here comes the train.

It's long and red.

Here comes the train.

What's the time? What's the time?

It's three o'clock.



On Platform B

Here comes the train.

It's short and grey.

Here comes the train.

What's the time? What's the time?

It's quarter past three.



On Platform C

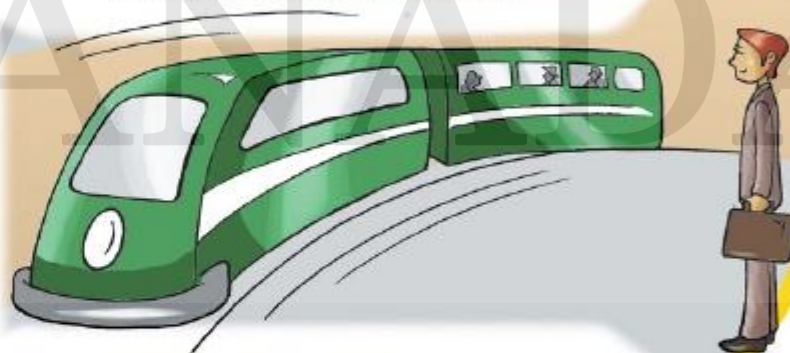
Here comes the train.

It's very fast.

It doesn't stop.

What's the time? What's the time?

It's half past three.



On Platform D

Here comes the train.

It's very slow.

And it stops.

What's the time? What's the time?

It's quarter to four.



1 Listen, point and repeat. 117



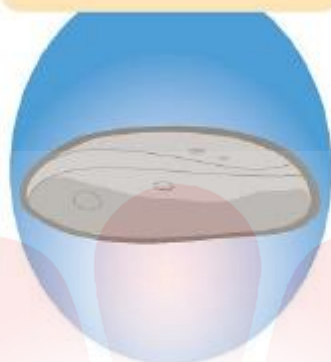
nose

rope

stone

bone

home



2 Listen and chant. 118



The dog has got my rope.
The dog is on a stone.

Hurry up, dog.
I want to go home.

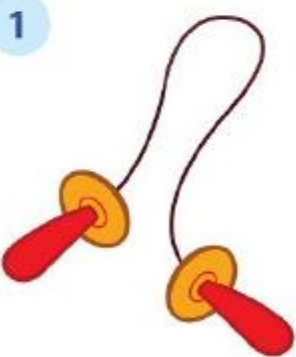
My nose is cold.
Here is a bone.

Hurry up, dog.
I want to go home.



3 Read the chant again. Circle the sound o e.

4 Listen and complete the words. 119



rope



__ o __ e



__ o __ e



__ o __ e



__ o __ e

Lesson Five

Reading

1 Look at the picture. What can you see?

2 Listen and read. 120



At the airport

At the airport,
Planes come and planes go.
Where are they going?
I don't always know.

There are lots of people,
Some are short, some are tall.
Adults and children,
I can't count them all.

They've got red coats, green coats,
Yellow coats, blue.
They've got long hair, short hair,
And curly hair too.

I look through the window,
Planes go up, planes go down.
Some are not moving.
Some are turning around.

The plane is here now.
It's half past two.
And here come my cousins,
My aunt and my uncle too.

3 Read again. Circle the correct word.

1 They are at the airport / station.


3 Some people are happy / tall.

5 The boy's cousins / friends are here.

2 It's half past eleven / two.

4 The boy can see planes / trains.

Listening

1 Listen and number.  121



Speaking



Watch the DVD!

2 Point, ask and answer.

What's he wearing?

He's wearing...

She's wearing white socks. Who is it?

It's number...

Writing preparation

3 Circle to and past. Tick (✓) the correct clock.

It's quarter **to** three.



1 It's quarter past nine.



2 It's quarter to seven.



3 It's quarter to four.



4 It's quarter past eight.



Complete the writing task on page 85 of the Workbook.

page
85

12 You're sleeping!

Lesson One Words

1 Listen, point and repeat. 122



2 Listen and chant. 123



wedding



guests



cake



bride



band



invitation

3 Listen and read. 124



Watch the MultiROM!

1 We're watching a video of our wedding.

Can we watch too?

OK.

2 Look. The band is playing music.

And I'm dancing with my friends.

3 Look at Grandma. What's she doing?

She's eating the wedding cake.

4 Look at Mum and Aunt Jane. They're talking.

5 Look at the little baby. It's you, Milly.

Oh, I'm so little. And now I'm ten!

6 Everyone is singing and talking. And you're sleeping!

Sponsored by



Designed for non-commercial use

To remove branding, please use Freemake Gold Pack

IRAN CANADA

- 1 Listen to the story again and repeat. Act.
- 2 Look and say.

Let's learn!



What **are** you
doing?
I'm dancing
with friends.



What **are** you
doing?
We're watching
a video.



What's she
doing?
She's eating
the cake.



What **are** they
doing?
They're talking.

- 3 Look and circle.



1 The girl has got a cake / an invitation.
She's reading / singing it.



2 Listen to the band / wedding.
They're eating / playing music.



3 Look at the guests / bride.
She's wearing / eating a white dress.



4 Look at the invitations / guests.
They're sleeping / talking.



5 This is the wedding cake / band.
We're reading / eating it.

Lesson Three Song

1 Listen, point and repeat. 125



make a cake



wash the car



brush my hair



take photos



choose a dress

2 Listen and sing. 126



3 Sing and do.

Let's sing!

We're getting ready for the wedding!

We're getting ready for the wedding.

My cousin is the lovely bride.

I'm wearing a suit,

I'm wearing a tie.

I've got my family by my side!

Mum's making cakes for the wedding.

Dad is washing the car.

My sister is wearing

A big pink dress.




How excited we all are!

We're getting ready for the wedding.

Now I'm brushing my hair.

My sister is taking lots of photos.

We can't wait to be there!



1 Listen, point and repeat. 127



June



flute



tube



cube



2 Listen and chant. 128



This month is June
And it's my birthday!
I've got a puzzle cube,
I can play all day.

I've got a new flute
For my birthday,
And a poster in a tube.
What a happy day!



3 Read the chant again. Circle the sound u e.

4 Listen and complete the words. 129



1



tube

2



u e

3



u e

4



u e

Lesson Five

Reading

1 Look at the pictures. What are they doing?

2 Listen and read.  130 

reply
forward
delete
save

Dear Hannah,

How are you? We're very well. We're getting ready for our summer party. All our family and friends are coming. My brother and I are helping Mum and Dad. We're cooking and cleaning the flat together.



Look at this photo. I am with my mum and aunt, Lola. We're choosing party dresses. I like the green and white dress.



Look at this. We all like the yellow invitations with purple letters. They're pretty and fun. What do you think?



And here, we're choosing party cakes. My brother likes the little cakes. I like the big chocolate cake. I will send photos of the party soon.

Love from Bella



3 Read again. Write.

- 1 Who is Bella helping? She's helping her mum and dad.
- 2 What is her aunt's name? Her name's _____.
- 3 What colour is Bella's party dress? It's _____ and _____.
- 4 What colour are the invitations? They're _____ and _____.
- 5 What cakes does Bella's brother like? He likes the _____ cakes.
- 6 What cake does Bella like? She likes the big _____ cake.

Listening

1 Listen and number.  131 

Speaking



Watch the DVD!

2 Point, ask and answer.

eating dancing taking photos drinking talking



What's he doing?

He's dancing.

What's she ...?

Writing preparation

3 Read and circle *ing*.I'm eating my breakfast.

1 We're singing songs.

2 He's talking to his friend.

3 They're listening to music.

4 She's watching the band.

5 She's choosing a dress.

6 I'm taking photos.

Complete
the writing
task on
page 91
of the
Workbook.



Everyday English

1 Listen, read and say.



Mum: Welcome to the party. Come in.
 Ellie: Everyone's in the living room.
 Kate: This is for you.
 Ellie: Thank you.

Kate: Thank you for having me.
 Mum: You're welcome.
 Kate: See you soon, Ellie.
 Ellie: Bye!

2 Listening Listen and number.



3 Speaking Point and say.

kitchen dining room living room upstairs downstairs

Welcome to the party. Everyone's in the living room.

This is for you.

Thank you.

Thank you for having me.

You're welcome.



Watch the DVD!

1 Look at the story again. Act.



2 Wrap a present.



Choose and decorate a present.
Cut it out.



Cut out the wrapping paper.
Fold the dotted lines.



Put the present inside.
Stick the wrapping paper.



Decorate the present.

3 **Speaking** Use the present and say.




1 Circle the odd-one-out. Write.

- | | | | | | |
|---|------------|---------|---------|-----------|-------|
| 1 | bride | wedding | guest | jeans | jeans |
| 2 | boots | sunny | shirt | gloves | |
| 3 | band | raining | windy | cold | |
| 4 | quarter to | scarf | o'clock | half past | |

2 Write.

o'clock half past quarter to quarter past

hot cold raining snowing windy sunny

It's quarter to eight.It's cold.

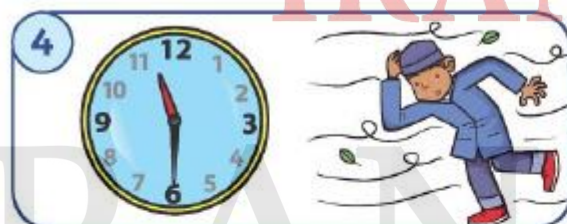
It's nine _____.

It's _____.



It's _____ nine.

It's _____.



It's _____ eleven.

It's _____.



It's _____ four.

It's _____.



It's _____ five.

It's _____.

3 Look and write.

You're ~~Everyone's~~ having isHello, welcome. Everyone's
in the living room.OK. This _____
for you, Grandma.

Thanks for _____ me.

_____ welcome.
See you soon.

4 Say the word and circle the correct sound.



1

a_e i_e o_e u_e

2



a_e i_e o_e u_e



3

a_e i_e o_e u_e

4




a_e i_e o_e u_e



5

a_e i_e o_e u_e

5 Look and match.



1



Is he dancing?

☒

a No, they aren't.

2



Are they singing?

☐

b Yes, I am.

3



Is he drinking?

☐

c Yes, he is.

4



Are you eating?

☐

d Yes, they are.

5



Is she playing?

☐

e No, she isn't.

6



Are they talking?

☐

f No, he isn't.

6 Read and colour.

My work in Units 10, 11 and 12 is



OK



Good



Excellent

Lesson One Words


1 Listen, point and repeat. 134



2 Listen and chant. 135




cow




goat



horse



sheep



donkey






goose

3 Listen and read. 136



Watch the MultiROM! ▶



Sponsored by



Designed for non-commercial use

To remove branding, please use Freemake Gold Pack


IRAN CANADA

- 1 Listen to the story again and repeat. Act.
- 2 Look and say.

Let's learn!



This cow is **bigger than** that cow.



This sheep is **smaller than** that sheep.

- 3 Write.

bigger than

smaller than

taller than

shorter than



The horse is bigger than the goat.



The girl is _____ the boy.




The boy is _____ the girl.



The sheep is _____ the cow.

- 4 Point and say.



The boy is shorter than the girl.

The girl is ...

The goose is ...

The hen is ...

Lesson Three Song

1 Listen, point and repeat. 137



loud



quiet



fast



slow

2 Listen and sing. 138



3 Sing and do.

Let's sing!

On the farm

The chick is quiet on the farm.
'Cheep, cheep, cheep,' says the chick.
The chick is quiet on the farm.
'Cheep, cheep, cheep.'

The hen is louder than the chick.
'Cluck, cluck, cluck,' says the hen.
The hen is louder than the chick.
'Cluck, cluck, cluck.'

The goose is louder than the hen.
'Honk! Honk! Honk!' says the goose ...

Honk!

Cheep

Cluck

The cow is slow on the farm.
'Clap, clap,' goes the cow.
The cow is slow on the farm.
'Clap, clap, clap.'

The goat is faster than the cow.
'Clip, clip, clip,' goes the goat ...
The horse is faster than the goat.
'Trot, trot, trot,' goes the horse ...



1 Listen, point and repeat. 139




tree

green

three

cheese

feet



2 Listen and chant. 140



Look up at the green tree.
What can you see?
Two feet and a tail.
Count them: one, two, three!



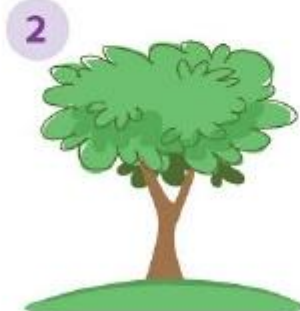
What's in the green tree?
What's hiding there?
A monkey with a piece of cheese,
That's what's hiding there!

3 Read the chant again. Circle the sound ee.

4 Listen and complete the words. 141



green



ee



ee



ee



ee

Skills Time!

Lesson Five

Reading

1 Look at the pictures. What animals can you see?

2 Listen and read.  142

Dear Parents,

We are happy to say that there is a trip to Apple Farm for all the children in Class 2S. The trip is on Wednesday. On this trip, the children learn about farm life and have fun in the open air.

There are lots of animals on the farm. In the morning, the children can feed the hens and the ducks. They can also see the cows, horses and goats. The farmer, Mr James, is very friendly. He teaches the children about life on the farm and about where food comes from. The children can also ride in his big tractor. This is always very popular.

We are travelling by school bus. The coach goes at 9 o'clock, so please don't be late.

Please bring lunch boxes and drinks. Also bring boots, as the farm can be muddy! It is also sunny at the farm, so bring a sun hat too.

Here are some photos of last year's trip.

Best wishes,

Mrs Evans, Class Teacher (Class 2S)



3 Read again. Circle the correct word.


- 1 The school trip is on Monday / Wednesday.
- 2 They are travelling by bus / train.
- 3 The children can ride on a horse / tractor.
- 4 They can feed the hens / goats.
- 5 It is sunny / raining at the farm.

Listening

1 Listen and number.



Hello! I'm Mr James.



Speaking

2 Look and say.

nervous hungry friendly thirsty hot scared

It's nervous. What is it?

It's the horse. It's number 2.

Writing preparation

3 Write *and* to connect the sentences.

This is a cow. This is a goat. This is a cow **and** this is a goat.

1 I am seven. My sister is nine.

I am seven _____ my sister is nine.

2 There is a sheep. There are chicks.

There is a sheep _____ there are chicks.

3 We play football. They go swimming.

We play football _____ they go swimming.



Watch the DVD!

Complete
the writing
task on
page 101
of the
Workbook.



Look at the photos!

Lesson One Words



1 Listen, point and repeat. 144



2 Listen and chant. 145



kind



naughty



wet



dry



fridge



photo

3 Listen and read. 146



Watch the MultiROM! ▶

1 Look at the photos on the fridge.

2 Look. We were in the park. You were kind, Tim.

The babies weren't sad. They were just hungry.

3 We were outside. We were very wet.

Mum wasn't wet. It was dry in the flat!

4 Look at this one. It was Billy's birthday. He was very naughty.

5 Look. These ducks were naughty. And this goat was naughty too.

6 I was naughty then. But I'm not naughty now. I'm a big boy now.

Yes, you're very good now!

Sponsored by



Designed for non-commercial use

To remove branding, please use Freemake Gold Pack

IRAN CANADA

- 1 Listen to the story again and repeat. Act.
- 2 Look and say.

Let's learn!



I **was** happy.



She **wasn't** wet.



You **were** kind.



They **weren't** sad.

- 3 Look and circle.



She was / were kind.



They wasn't / weren't wet.



He was / were naughty.



You wasn't / weren't dry.



I was / were tired.



She wasn't / weren't cold.

- 4 Point and say.

She was kind.

They ...

Lesson Three Song

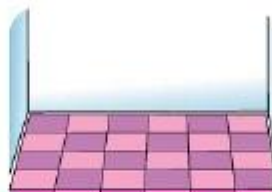
1 Listen, point and repeat. 147



tidy



untidy



floor



rubbish



dirty

2 Listen and sing. 148



3 Sing and do.

Let's sing!

The house was so untidy!

Hello, Mum,
The party was fun.
Everyone was happy,
Each and every one.



But after the party,
Balloons were on the door.
Food was on the table,
And cards were on the floor.

The house was so untidy,
So here is your surprise ...
Open the door,
And open your eyes!



The food is in the fridge,
The rubbish in the bin.
Now the house is tidy,
So come on in!

Thank you!

1 Listen, point and repeat. 149



2 Listen and chant. 150



A lion cub is playing with a cube.

Cub, cub, cub.

Cube, cube, cube.

An orange pip is in a pipe.

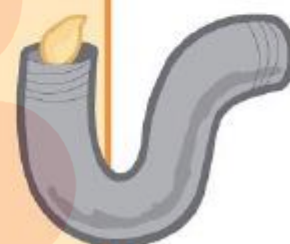
Pip, pip, pip.

Pipe, pipe, pipe.

There's tape on the tap on the sink.

Tap, tap, tap.

Tape, tape, tape.




3 Circle the short vowels. Underline the long vowels.

1 Tim 2 cube 3 tap 4 pip 5 tape 6 time 7 cub 8 pipe

4 Listen and circle the correct word. 151



1



cub / cube

2



pip / pipe

3



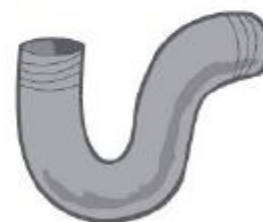
tap / tape

4



cub / cube

5



pip / pipe

Lesson Five

Reading


1 Look at the pictures. What are the children wearing?

2 Listen and read.  152 

News
Teachers
Students
Events


Class 2L play was a great success!

by Lucy Grant (2L)



This year, Class 2L's play was *Vet Story*. The play was in our classroom on Tuesday morning. I was the vet in the play. Jack and Ruby were ill animals. Jack was a rabbit and Ruby was a cat. My costume was a vet's white coat. Jack's was a fluffy tail and big rabbit ears. Ruby's costume was a big cat's head.

In the story, the rabbit was scared of the vet, but in the end he was very brave. The cat was very old and tired, but in the end it was happy and well. The play was lots of fun. Our families were very happy and proud of us. Thank you to our English teacher, Miss Green, for her work. And thank you to our mums and dads for the costumes. Primary 2 was brilliant. We are really looking forward to Primary 3!



3 Read again. Circle the false word and write the correct word.

1 The play was on Thursday.

Tuesday

2 The play was in the afternoon.



3 The play was in the playground.

4 The vet's coat was blue.

5 The rabbit's ears were little.

6 Miss Green is the art teacher.

Listening

1 Listen and write T (true) or F (false).  153 



Speaking



Watch the DVD!

2 Look and say.

fireman builder nurse policeman

He was a ...

She was a ...

They were...



Writing preparation

3 Read. Circle *and*. Underline *or*.

I like donkeys and horses. I don't like dogs or cats.

1 I don't like tennis or football.

2 I like cakes and bananas.

3 I can't swim or ride a bike.

4 The living room was dirty and untidy.

5 Today we've got English and maths.

6 We haven't got science or PE.

Complete
the writing
task on
page 107
of the
Workbook.

page
107

Lesson One Words

1 Listen, point and repeat. 154



man



men



woman



women



child



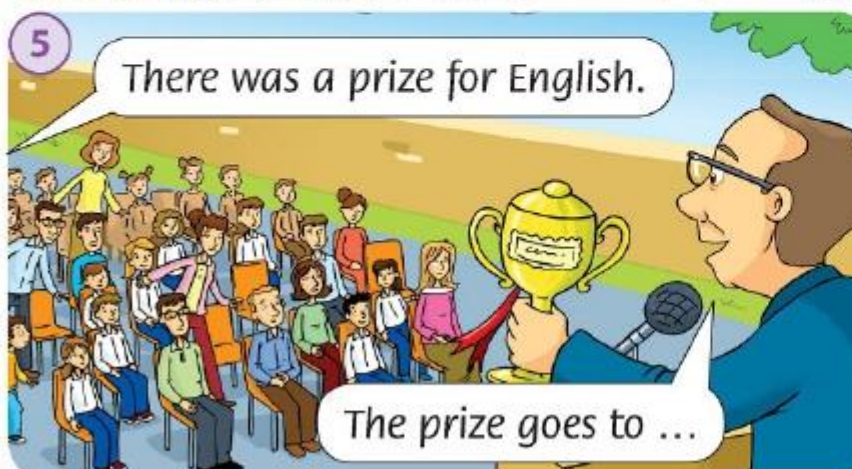

children

2 Listen and chant. 155

3 Listen and read. 156



Watch the MultiROM! ▶



Sponsored by



Designed for non-commercial use

To remove branding, please use Freemake Gold Pack

IRAN CANADA

- 1 Listen to the story again and repeat. Act.
- 2 Look and say.

Let's learn!



There **weren't any** children.



There **were some** teachers.

- 3 Write.

some any



There weren't any men.

There weren't _____ children.

There were _____ women.



There were _____ children.

There weren't _____ men.

There weren't _____ women.

- 4 Point, ask and answer.

man men woman women child children



Picture 1. How many men were there?

There were two men.

How many ...?

Lesson Three Song

1 Listen, point and repeat. 157



2 Listen and sing. 158



3 Sing and do.

Let's sing!

The race


There was a race.
Go, go, go!
Some children were fast,
And some were slow.

Joe was fourth.
He wasn't very fast.
His bag was very heavy,
So he was last.

Emily was third.
She was faster than Joe.
But she lost her shoe,
So she was a little slow.

Oscar was second.
Just behind Kim.
He was very fast,
But she was faster than him.

Kim was first.
Run, run, run!
What a fast runner.
She was number one!



1 Listen, point and repeat. 159



ng

ring

king

swing

nk


bank

sink

pink



2 Listen and chant. 160



Sing a song while you
swing, swing, swing.

Look at the king with his
ring, ring, ring.

Wash your hands at the
sink, sink, sink.

Now you're thirsty, have a
drink, drink, drink.



3 Read the chant again. Circle the sounds *ng* and *nk*.

4 Listen and complete the words. 161



ring



bank



swing



king



pink

Lesson Five

Reading

1 Look at the pictures. What is the horse doing?

2 Listen and read.  162

Suzy is a fairground horse. She is behind a red horse and in front of a blue horse. She goes round and round every day.



But Suzy isn't happy.

"I want to run in the fields," she says. "I want to eat the green grass. I want to be a *real* horse!"

The next day Suzy moves her head. She moves her tail. "Hurrah!" says Suzy. "I'm a real horse now!"



Suzy runs to the field. She eats the green grass. She drinks the fresh water. She is very, very happy.

But that night, Suzy isn't happy. She's cold. She's wet. And she's scared. "I miss my friends," she says. "I miss the red horse and the blue horse."





In the morning, Suzy says goodbye to the green grass. She says goodbye to the fresh water. Suzy goes back to the fairground.

"I'm a happy horse," she says. "I can go round and round every day with my friends, the red horse and the blue horse."



Listening

1 Listen and number.  163 

Speaking



Watch the DVD!

2 Point, ask and answer.

drinking running eating

What's Suzy doing?

She's ...

cold happy scared
sad hot brave

Is she sad?

No, she isn't. She's ...



Writing preparation

3 Circle the *ies* endings. Underline the *s* endings.teddy teddies
lolly lolliesboy boys
monkey monkeysI've got four teddies.
There aren't any boys.

1 There are lots of toys in my bedroom.

2 She likes lollies.

3 Look at the funny monkeys.

Complete
the writing
task on
page 113
of the
Workbook.page
113

Everyday English

1 Listen, read and say.  164 



James: Let's play Snap!
 Kate: OK. That's a great idea.
 Kate: Whose turn is it?
 James: It's my turn. Snap!



Kate: How many cards have you got?
 James: Ten. I'm the winner! I've got more cards than you.
 Kate: Congratulations.

2 **Listening** Listen and tick (✓) the correct picture.  165 



3 **Speaking** Ask and answer.

my your his her

8

10

6

Whose turn is it?

It's your turn.

How many cards have you got?

I've got eight cards. I'm the winner.

Congratulations.



Watch the DVD!

1 Look at the story again. Act.



2 Make *Snap* cards.



Colour the pictures.
Cut out the cards.



Put the cards in a pile.
You can't see the pictures.



Take turns to turn over the cards.
If they are the same, say *Snap*.



Keep the matching cards. Count
them and see who is the winner!

3 **Speaking** Use the *Snap* cards and say.

Let's play *Snap*!

OK. That's a
great idea.

Monkey – monkey. *Snap*!

I'm the winner! I've got
more cards than you.

Congratulations.

1 Circle the odd-one-out. Write.

1

cow

goat

horse

man

man

2

kind

wet

dirty

donkey

3

photo

second

fourth

first

4

loud

quiet

first

fast

2 Look and circle the correct word.

1 The girl is taller / shorter than her brother.2 Her coat is smaller / bigger than her brother's coat.3 She is faster / slower than her brother.4 The boy is faster / slower than his sister.

3 Look and write.

Your

whose

I'm

it

Congratulations

OK, whose
turn is _____?

_____ the winner.

It's _____ turn.



4 Tick (✓) the picture that contains the sound.

1 u_e


☐

☒

☐

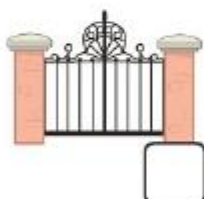
2 i_e


☐

☐

☐

3 u


☐

☐

☐

4 o_e



☐

☐

☐

5 i


☐

☐

☐

6 o


☐

☐

☐

5 Read and circle the correct word.



- 1 On Wednesday, it was / were our school play.
- 2 The children wasn't / weren't in the classroom.
- 3 They was / were in the playground.
- 4 Our mums and dads was / were there too.
- 5 Our teacher wasn't / weren't sad.
- 6 He was / were very proud of us.
- 7 All the children was / were very happy!

6 Read and colour.

My work in Units 13, 14 and 15 is



OK



Good



Excellent

Games

1 Listen and read.



In the UK, children play games at school. They usually play at break time in the playground at eleven o'clock. A very popular game is 'It'. One child is 'It'. All the children run away and 'It' chases them. When 'It' catches a child, he or she is now 'It'.



Another popular game is skipping. Two children turn a long rope and another child jumps over it. Everyone says a poem when the child is skipping. Children can play these games in the winter to get warm.

On Saturdays and on Sundays, children often play these games at the park. In the summer, there is no school in July or in August, so the children can play games at the park then too.

Let's talk about games!

at 11 o'clock **at** break time (times)
on Saturdays **on** Sundays (days)
in December **in** the winter (months and seasons)

2 Read again. Circle the correct word.

- Children can / can't play games at school.
- They like / don't like the game 'It'.
- They play games in the classroom / playground.
- Break time is at nine / eleven o'clock.
- In the UK, children don't go to school in July / February.

3 Look, ask and answer.



He ... Lunch time is ... I go to school ... It's hot ... It's ...

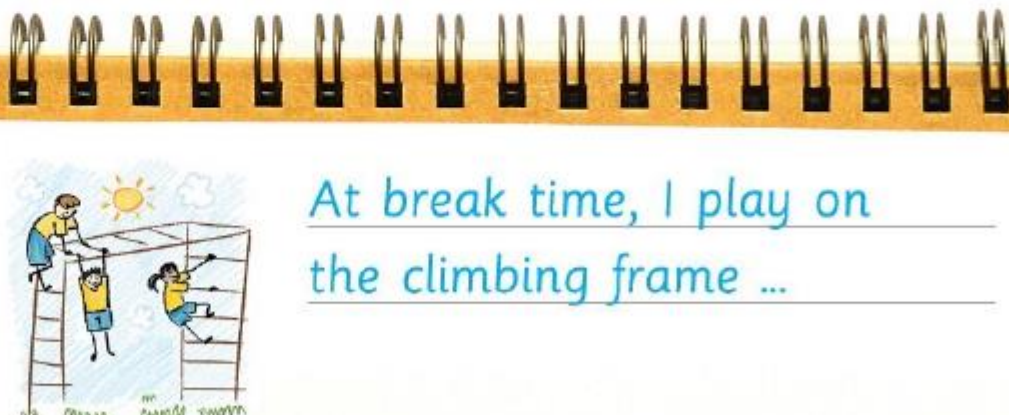


He plays football at break time.

Lunch time is at one o'clock.



4 Write about your games.



At break time, I play on the climbing frame ...

Meals



1 Listen and read. Circle the food and drink words.



My name's Tom. I'm in the kitchen at home. I'm eating my breakfast. I've got some toast and some jam. I'm drinking some milk. I really like my breakfast. Breakfast is my favourite meal.

I eat lunch at school every day. I've got a yellow lunchbox. Today I've got a sandwich, a banana and some juice.

This is my sister, Lucy. She's eating her dinner. She's got a potato and some cheese. She's drinking some apple juice. Cheese is my sister's favourite food. My favourite food is ice cream.



Let's talk about meals!

I've got **a** sandwich.

I've got **some** toast.

She's got **a** potato.

She's got **some** juice.

2 Read again. Write T (true) or F (false).

1 Tom is eating some toast. T

2 Tom doesn't like breakfast.

3 Tom's got a potato for lunch.

4 Tom's lunch box is green.

5 Lucy is eating a potato.

3 Look and say. Act.



I'm eating a potato.

I'm eating some toast.



4 Write about your favourite meal.



My favourite meal is dinner.
I like chicken. I also like
carrots and tomatoes. My
favourite drink is apple juice.

Factfile

Most children
in the UK eat
lunch at school.

At home

1 Listen and read. Then number.



1 My name's Lucy. I live with my mum, dad, brother and sister. This is our house.

2 This is the living room. Here are my Mum and Dad. They're working. That is their new computer.

3 Here is our garden. We've got a swing. This is its seat. It's orange, my favourite colour.

4 Let's go upstairs. This is our bathroom. My towel is pink. My brother's towel is orange. He really likes football.

5 This is my brother's room. These are his books. He reads every day.

1





Let's talk about homes!


We This is **our** house
They That is **their** new computer.
It That is **its** seat.

2 Read again. Write T (true) or F (false).

- 1 Lucy lives with her brother. T
- 2 Their new computer is in the kitchen. _____
- 3 Lucy has got a swing. Its seat is pink. _____
- 4 Lucy's bathroom is upstairs. _____
- 5 Her brother likes princesses. _____

3 Point and say.

their its our his her



This is their computer.

This is its orange seat.



4 Write about a room in your house.



This is my dining room. We eat here. There is a table and six chairs. There is a rug under the table. It's blue.

Factfile

Most homes in the UK have got a garden.

Grammar reference

Unit 1

This is a computer.

That is a chair.

These are tables.

Those are posters.

Read and tick (✓) or cross (X).

1 These is my bag. _____

2 That is a CD player. _____

3 This are pictures. _____

4 Those are pegs. _____

Unit 2

We're happy.

They're tired.

Are they hungry?

Yes, **they are**.

No, **they aren't**.

Write.

1 _____ they nervous? Yes, _____.

2 _____ they hot? No, _____.

Unit 3

I **can** skate.

I **can't** swim.

Can she play tennis?

Yes, she **can**.

No, she **can't**.

Order the words.

1 she football play ? Can _____

2 can Yes, she _____

3 skateboard can't . I _____

Unit 4

Have you **got** a milkshake?

Yes, I **have**.

No, I **haven't**.

Has he **got** fries?

Yes, he **has**.

No, he **hasn't**.

Write.

1 _____ you got a sandwich? Yes, _____

2 _____ he _____ a pizza? No, _____

Unit 5

What have we got on Monday?

We've got English.

When have we got PE?

We've got PE on Thursday.

These are **our** bags.These are **their** books.

Order the words.

1 maths got When we ? have

2 maths We've . on got Tuesday

3 our are . These T-shirts

Unit 6

I **visit** my grandma.I **have** a music lesson.I **don't visit** my grandma.I **don't have** a music lesson.

Write.

1 (X) go swimming

I **don't go** swimming.

2 (✓) help my mum

3 (X) watch TV

4 (✓) do my homework

Unit 7

What **do** you like? I **like** balloons.What **does** he like? He **likes** sweets.I **don't like** nuts.He **doesn't like** pastries.

Write. What does he like?

1 (nuts 😊) He _____ nuts.

2 (chocolate ☹️) He _____ chocolate.

Unit 8

What's the time? **It's** seven **o'clock**.She gets up **at** seven o'clock.She goes to school **at** eight o'clock.He has dinner **at** six o'clock.

Order the words.

1 o'clock It's . eleven

2 lunch . at has o'clock twelve She

Unit 9

Where **does** he work? He works in an airport.

Does she work in a shop? Yes, she **does**.

No, she **doesn't**.

Write.

1 He / police station? Does he work in a police station?

2 No, _____

3 She / hospital? _____

4 Yes, _____

Unit 10

It's sunny. **Put on** your sun hat.

Don't put on your coat.

Write.

1 It's hot. _____ your coat.

2 It's sunny. _____ your sun hat.

3 It's cold. _____ your shorts.

Unit 11

What **are** you wearing? **I'm** wearing a blue skirt.

What's he wearing? **He's** wearing red gloves.

Write.

1 What _____ you wearing? _____ wearing jeans.

2 What _____ he wearing? _____ a blue T-shirt.

3 What _____ wearing? She's _____ black boots.

Unit 12

What are you doing?	I'm talking.
	We're singing.
What's he doing?	He's eating a sandwich.
What are they doing?	They're dancing.

Write.

- What _____ she doing? _____ reading.
- What _____ doing? I'm taking photos.

Unit 13

The sheep is bigger **than** the goat. The boy is shorter **than** the girl.

Write.

- The horse is bigger than the sheep.
The sheep _____ the horse.
- The girl is taller than the boy.
The boy _____ the girl.

Unit 14

I **was** naughty. You **were** happy.
He **wasn't** sad. They **weren't** cold.

Write.

- (X) I **wasn't** happy.
- (✓) You _____ kind.
- (✓) He _____ brave.
- (X) They _____ hungry.

Unit 15

There **were some** children.
There **weren't any** men.

Write.

- There were **some** men.
- There _____ any women.
- There weren't _____ children.
- There _____ some animals.

OXFORD
UNIVERSITY PRESS

Great Clarendon Street, Oxford, OX2 6DP, United Kingdom

Oxford University Press is a department of the University of Oxford.
It furthers the University's objective of excellence in research, scholarship,
and education by publishing worldwide. Oxford is a registered trade
mark of Oxford University Press in the UK and in certain other countries

© Oxford University Press 2014

The moral rights of the author have been asserted

First published in 2014

2018 2017 2016 2015 2014

10 9 8 7 6 5 4 3 2 1

No unauthorized photocopying

All rights reserved. No part of this publication may be reproduced, stored
in a retrieval system, or transmitted, in any form or by any means, without
the prior permission in writing of Oxford University Press, or as expressly
permitted by law, by licence or under terms agreed with the appropriate
reprographics rights organization. Enquiries concerning reproduction outside
the scope of the above should be sent to the ELT Rights Department, Oxford
University Press, at the address above

You must not circulate this work in any other form and you must impose
this same condition on any acquirer

Links to third party websites are provided by Oxford in good faith and for
information only. Oxford disclaims any responsibility for the materials
contained in any third party website referenced in this work

ISBN: 978 0 19 480830 9 Pack
ISBN: 978 0 19 480838 5 Class Book
ISBN: 978 0 19 480856 9 MultiROM

Printed in China

This book is printed on paper from certified and well-managed sources

ACKNOWLEDGEMENTS

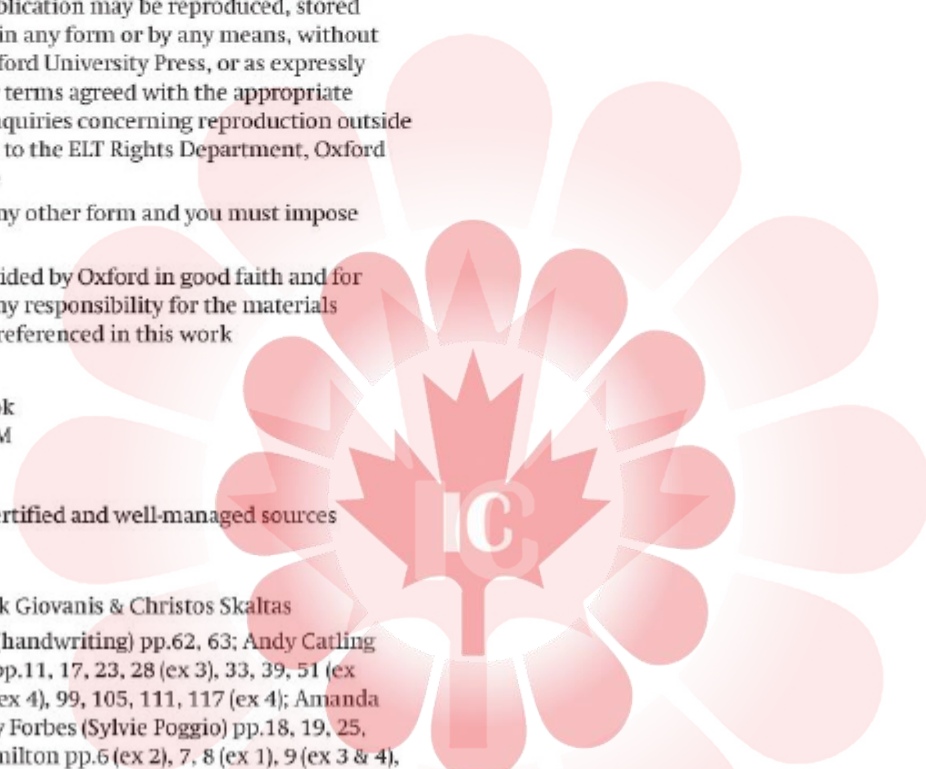
Cover and title page illustration by: Tomek Giovanis & Christos Skaltas

Other illustrations by: Kathy Baxendale (handwriting) pp.62, 63; Andy Catling
(Advocate) pp.112, 113; Simon Clare pp.11, 17, 23, 28 (ex 3), 33, 39, 51 (ex
4), 55, 61, 67, 73 (ex 6), 77, 83, 89, 95 (ex 4), 99, 105, 111, 117 (ex 4); Amanda
Enright (Advocate) pp.45, 68, 69; Tony Forbes (Sylvie Poggio) pp.18, 19, 25,
35, 40, 84, 85 101, 106, 107; Andy Hamilton pp.6 (ex 2), 7, 8 (ex 1), 9 (ex 3 & 4),
10 (ex 1), 14 (ex 1), 15 (ex 3 & 4), 16 (ex 1), 20 (ex 1), 21 (ex 3), 22 (ex 1), 29, 30 (ex
1), 31 (ex 4), 36 (ex 1), 37 (ex 3 & 4), 38 (ex 1), 42 (ex 1), 43 (ex 3 & 4), 44 (ex 1),
50, 51 (ex 5), 52 (ex 1), 53 (ex 3), 54 (ex 1), 58 (ex 1), 59 (ex 3 & 4), 60 (ex 1), 64 (ex
1), 65 (ex 3), 66 (ex 1), 66, 73 (ex 4), 74 (ex 1), 75 (ex 3 & 4), 76 (ex 1), 80 (ex 1),
82 (ex 1), 86 (ex 1), 87 (ex 3), 88 (ex 1), 94, 95 (ex 5), 96 (ex 1), 97 (ex 3 & 4), 98 (ex
1), 103 (ex 3), 104 (ex 1), 108 (ex 1), 109 (ex 3 & 4), 110 (ex 1), 116, 117; Tomek
Giovanis & Christos Skaltas pp.4, 5, 8 (ex 3), 9 (ex 2), 14 (ex 3), 15 (ex 2), 20 (ex
3), 21 (ex 2), 28 (ex 2), 30 (ex 3), 36 (ex 3), 37 (ex 2), 42 (ex 3), 43 (ex 2), 52 (ex 3),
53 (ex 2), 58 (ex 3), 59 (ex 2), 64 (ex 3), 65 (ex 2), 74, (ex 3), 75 (ex 2), 80 (ex 3),
81, 86 (ex 3), 87 (ex 2), 96 (ex 3), 97 (ex 2), 102, 103 (ex 2), 108 (ex 3), 109 (ex 2);
Dusan Pavlic (Beehive Illustration) pp.12, 13, 26, 41, 48, 70, 92, 114; Lisa Smith
(Sylvie Poggio) pp.34, 78, 79; Jo Taylor (Sylvie Poggio) (songs) pp.6, 10, 16, 22,
32, 38, 44, 54, 60, 66, 76, 82, 88, 98, 104, 110; Lesley Vamos (Andrea Brown
Literary Agency) pp.119, 121, 123.

The Publisher would like to thank the following for their kind permission to use
photographs and other copyright material: Alamy pp.26, 70, 114, 119, 121 (girl/
Myrleen Pearson), 35 (vendor at fruit stall/Doug Steley A), 46 (girl on
rollerskates/JJ pixs), 46 (boy with football/Lenscap), 47 (homework/
imagebroker), 48, 70, 92, 123 (girl/Tim Macpherson), 57 (animal sponges/
Kari Marttila), 79 (hot/Doug Schneider), 118 (kids running in school/
Angela Hampton Picture Library), 118 (kids jumping rope/Radius Images);
Getty Images pp.46 (girl painting/Image Source), 47 (read a book/Mike
Dunning/Dorling Kindersley), 57 (tennis racquet/Fuse), 79 (windy/Aurelie
and Morgan David de Lossy/Cultura), 100 (kids feeding farm animals/
Doug Menuez/Photodisc); iStock pp.24 (boy's bike/Vandegraff), 35 (grapes/
Marcus Lindström), 47 (mp3 player with earphones/vetkit), 57 (chocolates/
Vrabelpeter1, Harry/zigarrenschachtel, Peter/Ana Abejon, Kim/Hocus Focus
Studio, Anna/Judy Kennamer); Oxford University Press pp.26, 92, 123 (boy/
Graham Alder/MM Studios), 47 (computer & keyboard/Comstock, football,
violin and sheet music/Ingram, bike/Stockbyte), 48, 114, 119, 121 (boy/Gareth
Boden), 62, 63 (girl/Gareth Boden), 100 (farm/Photodisc), 118 (kids running in
park/Monkey Business Images); Shutterstock pp.24 (swing set/kuponjabah,
blue scooter/chungking, kid's triskates/Texturis), 35 (bananas/Tomislav
Konestabo, oranges/Volodymyr Goynyk, figs/Anna Kucherova, apples/RusGri,
pears/Sergiy Telesh), 46 (boy listening to music/Monkey Business Images),
47 (swimming pool/Phiseksit), 57 (paints/Aksenova Natalya), 79 (raining/
Christian Mueller, cold/eurobanks, snowing/Jordache, sunny/S.Borisov),
100 (boy on tractor/sonya etchison).

Commissioned photography by: Graham Alder at MM Studios pp.27, 49, 71, 93,
115, 120, 121 (girl sprinkling cheese), 122, 123 (swing, bed, bathroom, laptop,
swing, towel, bed); Chris King pp.56, 90, 91

We would also like to thank the following for their help: Debenhams Oxford and The
Cake Shop, Oxford Covered Market.



CANADA

INTERNATIONAL CANADA


Family and Friends 2nd Edition

Support and development for the whole child

Building on the exceptionally strong skills training, phonics and civic education of the internationally best-selling first edition, **Family and Friends 2nd Edition** now brings you:

- NEW** Real-world fluency development with supporting DVD
- NEW** Interactive online practice you can assign and track
- NEW** Comprehensive assessment and testing programme, including Cambridge English: Young Learners (YLE)

For students



Class Book
with Student MultiROM



Workbook
with or without Online Practice

For teachers



Teacher's Book Plus
with Fluency DVD, Online Practice and
Assessment and Resource CD-ROM & Audio CD




Oxford iTools
Digital Classroom Resources



Class Audio CDs

Also available



Grammar Friends
Readers
Oxford Primary Skills: Reading and Writing



Teacher's Resource Pack
with Story Posters, Phonics Cards and Flashcards

OXFORD
UNIVERSITY PRESS

oxfordparents
Help your child with English



www.oup.com/elt/oxfordparents

www.oup.com/elt/familyandfriends

ISBN 978-0-19-480830-9



9 780194 808309