


2<sup>nd</sup> Edition

# Family and Friends

2

Workbook



OXFORD

Naomi Simmons

2<sup>nd</sup> Edition

# Family and Friends 2

Workbook



Naomi Simmons

OXFORD  
UNIVERSITY PRESS

OXFORD  
UNIVERSITY PRESS

Great Clarendon Street, Oxford, OX2 6DP, United Kingdom

Oxford University Press is a department of the University of Oxford.  
It furthers the University's objective of excellence in research, scholarship,  
and education by publishing worldwide. Oxford is a registered trade  
mark of Oxford University Press in the UK and in certain other countries

© Oxford University Press 2014

The moral rights of the author have been asserted

First published in 2014

2018 2017 2016 2015 2014

10 9 8 7 6 5 4 3 2 1

#### No unauthorized photocopying

All rights reserved. No part of this publication may be reproduced, stored  
in a retrieval system, or transmitted, in any form or by any means, without  
the prior permission in writing of Oxford University Press, or as expressly  
permitted by law, by licence or under terms agreed with the appropriate  
reprographics rights organization. Enquiries concerning reproduction outside  
the scope of the above should be sent to the ELT Rights Department, Oxford  
University Press, at the address above

You must not circulate this work in any other form and you must impose  
this same condition on any acquirer

Links to third party websites are provided by Oxford in good faith and for  
information only. Oxford disclaims any responsibility for the materials  
contained in any third party website referenced in this work

ISBN: 978 0 19 480804 0

Printed in China

This book is printed on paper from certified and well-managed sources

#### ACKNOWLEDGEMENTS

Cover illustration by: Tomek Giovanis and Christos Skaltsas

Other Illustrations by: Kathy Baxendale pp.18, 62, 63; Andy Catling pp.40, 112;  
Simon Clare Creative Workshop pp.11, 17, 23, 29 (Ex 3), 33, 39, 45, 51 (Ex  
5), 55, 61, 67, 73 (Ex 3), 76 (Ex 2), 77, 83, 89, 95 (Ex 3), 99, 105, 111; Chris  
Embleton pp.4 (snake), 7 (Ex 2), 8, 10, 14 (Ex 2), 16, 20, 28 (Ex 1), 29 (Ex 4), 30,  
32, 36, 38, 42, 44, 50 (Ex 1), 51 (Ex 3), 52, 54, 58, 60 (Ex 2), 64, 66, 68, 72 (Ex 1),  
73 (Ex 4), 74 (Ex 2), 80, 82, 85, 86, 94 (Ex 1), 95 (Ex 4), 96, 98, 102 (Ex 1), 104,  
108, 110, 117 (Ex 3), 124 (hairstyles), 125, 126, 127, 128, 129, 130, 131, 132;  
Amanda Enright (Advocate) pp.24, 84, 90, 91; Tomek Giovanis and Christos  
Skaltsas pp.4 (Ex 1), 5, 15 (Ex 2), 53 (Ex 2), 97, 102 (Ex 2), 103, 109 (Ex 2),  
124 (Rosy & Tim's families); Andrew Hamilton pp.14 (Ex 1), 22, 27, 60 (Ex 1),  
74 (Ex 1), 76 (Ex 1), 116 (Ex 1); John Haslam pp.26, 48, 70, 92, 93, 114, 118, 119;  
Dusan Pavlic (Beehive Illustration) pp.6, 7 (Ex 1), 9, 12, 15 (Ex 1), 21, 31, 37, 43,  
46, 47, 53 (Ex 1), 56, 59, 65, 75, 81, 87, 100, 106, 109 (Ex 1); Lisa Smith (Sylvie  
Poggio Artists Agency) pp.34, 78; Jo Taylor (Sylvie Poggio Artists Agency) p.88;  
Lesley Vamos (Andrea Brown Literary Agency) pp.120, 121, 122.

DVD Stills by: MTJ Media pp.27, 49, 71, 93, 115

IRAN CANADA

# Contents

<b>Starter</b>	Welcome back!	4
<b>Unit 1</b>	Our new things	8
	About me: writing about my classroom	13
<b>Unit 2</b>	They're happy now!	14
	About me: writing about my feelings	19
<b>Unit 3</b>	I can ride a bike!	20
	About me: writing about what I can and can't do	25
	Fluency Time! 1	26
	Review 1	28
<b>Unit 4</b>	Have you got a milkshake?	30
	About me: writing about my lunch box	35
<b>Unit 5</b>	We've got English!	36
	About me: writing about my school subjects	41
<b>Unit 6</b>	Let's play after school!	42
	About me: writing about what I do after school	47
	Fluency Time! 2	48
	Review 2	50
<b>Unit 7</b>	Let's buy presents!	52
	About me: writing about presents for my mum	57
<b>Unit 8</b>	What's the time?	58
	About me: writing about my day	63
<b>Unit 9</b>	Where does she work?	64
	About me: writing about where my family work	69
	Fluency Time! 3	70
	Review 3	72

<b>Unit 10</b>	It's hot today!	74
	About me: writing about the weather	79
<b>Unit 11</b>	What are you wearing?	80
	About me: writing about the clothes I'm wearing	85
<b>Unit 12</b>	You're sleeping!	86
	About me: writing about my family at a party	91
	Fluency Time! 4	92
	Review 4	94
<b>Unit 13</b>	Look at all the animals!	96
	About me: writing about a farm visit	101
<b>Unit 14</b>	Look at the photos!	102
	About me: writing about my friends in Primary 2	107
<b>Unit 15</b>	Well done!	108
	About me: writing about a school open day	113
	Fluency Time! 5	114
	Review 5	116
	Fluency Time! Review	118
	Culture	120
	Everyday English phrase bank	123
	Picture dictionary	124
	Handwriting	132

## Lesson One

### 1 Write.

Tim brown long short ~~Rosy~~ green curly Billy

1



Her name's Rosy.

She's got \_\_\_\_\_ hair.

She's got \_\_\_\_\_ eyes.

2



His name's \_\_\_\_\_.

He's Rosy's cousin.

He's got \_\_\_\_\_ hair.

He's got \_\_\_\_\_ eyes.

3



His name's \_\_\_\_\_.

He's Rosy's brother.

He's got \_\_\_\_\_ hair.

### 2 Find and circle the family words.

mum dad ~~brother~~ cousin grandma grandpa



## 1 Write your name. Circle the correct word and write. Then draw yourself.

1 My name's \_\_\_\_\_.

2 I'm \_\_\_\_\_.

six    seven    eight

3 I've got \_\_\_\_\_ hair.

blond    brown    black    red

4 I've got \_\_\_\_\_ hair.


long    short

5 I've got \_\_\_\_\_ hair.

straight    curly

6 I've got \_\_\_\_\_ eyes.

brown    blue    grey    green



## 2 Order the words. Match.

1 Rosy's    This    .    mum    is

This is Rosy's mum.

2 dad    is    This    Rosy's    .

3 .    cousin    Tim    is    Rosy's

a



b



c



c

# Lesson Three

## 1 Match.

1 Hello.

b

a I'm seven.

2 How are you?

b Hi.

3 What's your name?

c Bye.

4 How old are you?

d I'm fine, thank you.

5 Goodbye.

e My name's Jasmin.

## 2 Write.

~~Her~~ His He's She's

This is my sister. Her name's Jasmin.  
seven.

This is my friend. \_\_\_\_\_ name's Sam.  
nine.



## 3 Find and circle the days of the week. Write.


Sunday Monday Tuesday Wednesday Thursday Friday Saturday

T	S	a	t	u	r	d	a	y	S
h	★	★	★	★	★	★	★	★	u
u	★	T	u	e	s	d	a	y	n
r	★	F	r	i	d	a	y	★	d
s	★	★	★	★	★	★	★	★	a
d	W	e	d	n	e	s	d	a	y
a	★	★	★	★	★	★	★	★	★
y	★	★	★	M	o	n	d	a	y

Today is \_\_\_\_\_.

## 1 Count and write.

There is      There are



- |   |               |        |   |  |         |
|---|---------------|--------|---|--|---------|
| 1 | There are two | cars.  | 2 |  | train.  |
| 3 |               | balls. | 4 |  | puzzle. |
| 5 |               | teddy. | 6 |  | kites.  |


## 2 Write the missing words and numbers.

<div>1</div> <div>11</div> <div>eleven</div>	<div>2</div> <div>12</div> <div>twelve</div>	<div>3</div> <div></div> <div>thirteen</div>	<div>4</div> <div>14</div> <div></div>	<div>5</div> <div></div> <div>fifteen</div>
<div>6</div> <div>16</div> <div></div>	<div>7</div> <div></div> <div>seventeen</div>	<div>8</div> <div>18</div> <div></div>	<div>9</div> <div></div> <div>nineteen</div>	<div>10</div> <div>20</div> <div></div>


## Lesson One Words

## 1 Find and circle the words.

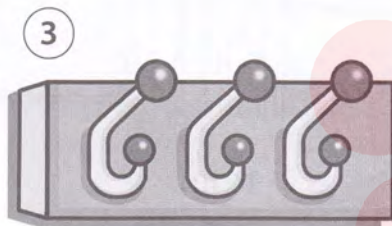
pegs pencil cases ~~classroom~~ computers table board




dclassroomopl



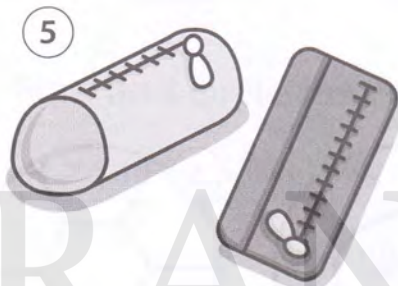
acttablebi



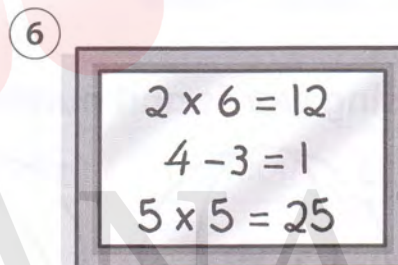
jbpegsqw



skocomputersrt



xpencilcasest




upboardzx

## 2 Look at the numbers in Exercise 1 and write.

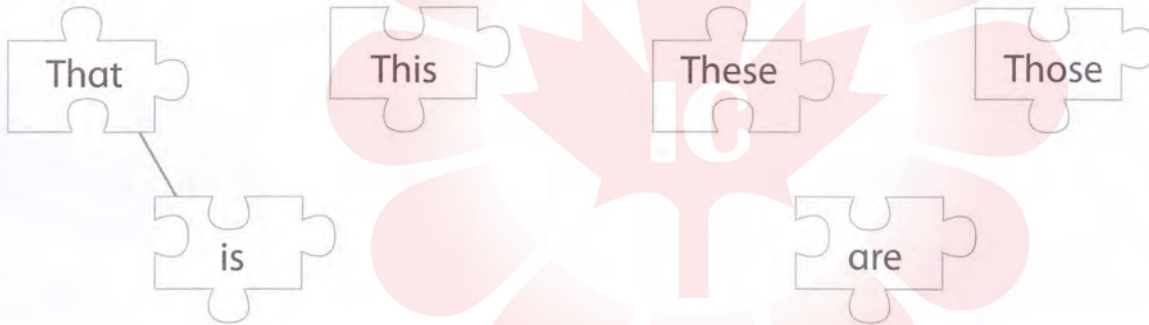
- 1 Look at this classroom.
- 2 There is a new \_\_\_\_\_.
- 3 There are new \_\_\_\_\_.
- 4 There are new \_\_\_\_\_.
- 5 There are new \_\_\_\_\_.
- 6 There is a new \_\_\_\_\_.

## 1 Match.

1 this ☐ d      2 that ☐      3 these ☐      4 those ☐



## 2 Match.



## 3 Write.

This is    That is    ~~These are~~    Those are

①

These are  
tables and chairs.

②

pegs.

③

a computer.

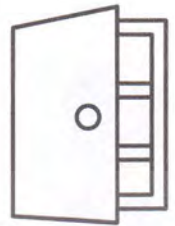

④

a board.

# Lesson Three Words

## 1 Find and circle the words.

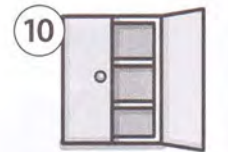

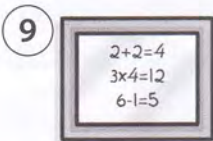
picture poster ~~cupboard~~ drawers



cupboard picture poster drawers

## 2 Look and write.


cupboard drawers poster ~~picture~~ CD player chair board  
pencil case books computer pegs



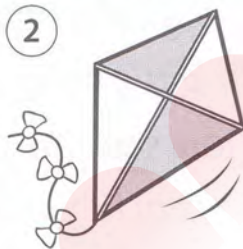
1 Write the missing letters.



2 Say the word. Say the sound. Circle the beginning letter.



b (h) g



l d k



g y j



o a c



r p g



o w u



t b d



g h y




t s z



o a e

3 Match the capital and small letters.



# Skills Time!

## Lesson Five

### Reading

#### 1 Read.




My name's Layla. I'm in class 2A. This is my classroom.

The tables are long. There's a big whiteboard and there are two computers. There are big posters on the wall.

There are pictures too. Can you see my picture?

It's a picture of my family. My teacher is Miss Green. She's very kind.



2 Read again. Circle five things in Layla's classroom.

3 Circle the incorrect word. Then write the sentence correctly.

1 The girl's name is Tina.

The girl's name is Layla.

2 She's in class 4B.

3 The tables are short.

4 There's a blackboard.

5 There are four computers.

6 Layla's picture is of her friends.

7 The teacher's name is Miss White.

## Writing

### 1 Write the sentences again with capital letters.

1 this is layla.

This is Layla.

2 layla's teacher is miss green.

3 his name's tim.

4 rosy is tim's cousin.

5 billy is her little brother.

6 they're a happy family.



## About me!

### 2 Circle the things in your classroom.

tables chairs board cupboard drawers computer  
window door pegs boys girls teachers CD player

### 3 Draw and write about your classroom.

This is my classroom.

This is the window.

This is the \_\_\_\_\_.

This \_\_\_\_\_.

These are the \_\_\_\_\_.

These \_\_\_\_\_.

## Lesson One Words

### 1 Match.

1 hot

b

2 cold

☐

3 hungry

☐

4 thirsty

☐

5 happy

☐

6 sad

☐


### 2 Write.

①




He's happy.

②



She's sad.

③



④



⑤





⑥




## 1 Write.

They're I'm We're She's He's



## 2 Write.

they're they we're They're Are aren't



# Lesson Three Words

## 1 Order the words. Match.

1 . tired This is boy


This boy is tired.

2 hungry . girls are These

3 angry ? Are they

4 cold aren't boys . These

5 . aren't tired We



## 2 Find and circle the words. Write.



hungry



h	u	n	g	r	y	★	s
a	b	r	a	v	e	t	c
p	t	★	★	★	★	h	a
p	i	c	o	l	d	i	r
y	r	★	h	o	t	r	e
n	e	r	v	o	u	s	d
★	d	★	★	★	★	t	★
★	★	a	n	g	r	y	★

1 Say the sound. Say the words. Circle the word that contains that sound.

1 **sh** chair shoes thumb

2 **ch** teacher fish bath

3 **th** thumb shoes chair

4 **sh** chair bath fish

2 Write the missing letters.

sh ch th



sh oes



umb



air



tea er



ba



fi

3 Write.

bath teacher shoes teacher fish chair



Look at my <sup>1</sup> teacher.

Sitting on a <sup>2</sup> chair.

Her <sup>3</sup> shoes are blue.

She's got long, black hair.

A picture of a <sup>4</sup> bathtub.

And a picture of a <sup>5</sup> fish.

Look at my <sup>6</sup> teacher.


Her name's Miss Wish.

# Skills Time!


## Lesson Five

### Reading



#### 1 Read.



My feelings  
I cry when I fall over.  
I cry when I am sad.  
I cry when Mum is angry,  
When I do something bad.



I smile when I am happy.  
I smile when I am good.  
I smile when I am brave,  
When I do something good.



#### 2 Write the words in the correct boxes.

happy    ~~sad~~    angry    brave    bad    good



#### 3 Read again and write T (true) or F (false).

- 1 I cry when I am happy. F
- 2 I smile when I do something good.
- 3 I cry when I am sad.
- 4 I smile when Mum is angry.
- 5 I smile when I am brave.
- 6 I cry when I do something good.

## Writing

### 1 Write the long and short forms.

long form

short form

1 I am happy.

I'm happy.

2 She is tired.

3 \_\_\_\_\_

They're sad.

4 We are scared.

5 \_\_\_\_\_

You're hungry.

6 I am thirsty.

7 \_\_\_\_\_

He's cold.

8 They are nervous.



## About me!

### 2 How are you feeling today? Tick (✓) or cross (x).

hot ☐ cold ☐ tired ☐ hungry ☐ thirsty ☐ happy ☐  
sad ☐ brave ☐ angry ☐ scared ☐ nervous ☐

### 3 Draw and write about your feelings.

Today I'm happy.

Today I'm \_\_\_\_\_.

I'm \_\_\_\_\_.

Today I'm not \_\_\_\_\_.


I'm not \_\_\_\_\_.

## Lesson One Words

## 1 What's next?

Look, draw and write.

ride a bike   ~~ride a horse~~   skate   skateboard  
play tennis   play football

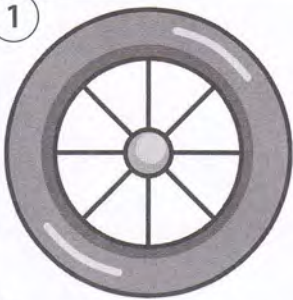


ride a horse

## 2 Write the words in the correct box.

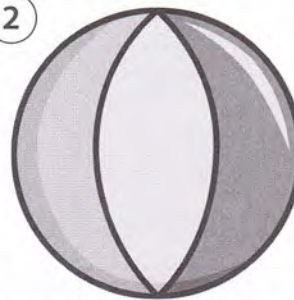
play tennis   skateboard   ~~ride a bike~~   skate   play football

1



ride a bike


2



1 Look and write.

No, she can't. No, he can't. Yes, they can. ~~Yes, he can.~~  
No, they can't. Yes, she can.

1



Can he ride a bike?


Yes, he can.

2




Can she skate?

3



Can they play tennis?

4



Can they skateboard?

5



Can she swim?

6



Can he ride a horse?

2 Look again and write.

1 He can ride a bike.

2

3

4

5

6

## Lesson Three Words

### 1 Match.

- 1 behind
- 2 in front of
- 3 next to
- 4 between
- 5 on
- 6 under

a ☐

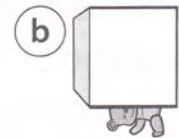

☐

☐

☐


☐

☐



### 2 Write. Then number the picture.

under    ~~next to~~    on    in front of    behind    between



- 1 The book is \_\_\_\_\_ next to \_\_\_\_\_ the teddy.
- 2 The teddy is \_\_\_\_\_ the bed.
- 3 The ball is \_\_\_\_\_ the chair.
- 4 The kite is \_\_\_\_\_ the chair.
- 5 The skateboard is \_\_\_\_\_ the bed.
- 6 The toy box is \_\_\_\_\_ the bed and the chair.

1 Say the sound. Say the words. Circle the word that contains that sound.

1 **a** bin cat jug

2 **e** bed mop bus


3 **i** dog van fig

4 **o** peg dog bin

5 **u** bus bed cat

2 Write the missing letters.

a e i o u




j \_ u \_ g



c \_ t



d \_ g



f \_ g



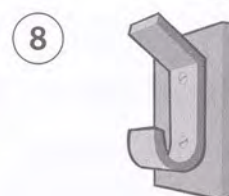
v \_ \_ n



b \_ \_ n




b \_ \_ s



p \_ \_ g

3 Say the word. Look and write a word that rhymes.




rug



\_ \_ \_ jug



man



\_ \_ \_ car



leg




\_ \_ \_ peg



big



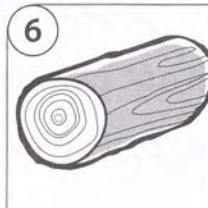
\_ \_ \_ log



tin



\_ \_ \_ bus



log



\_ \_ \_ dog

# Skills Time!

## Lesson Five

### Reading

#### 1 Read.

A Look at this bike. Two people can ride it. It's got two wheels and it's got two seats. Your mum or dad can sit at the front. You can sit behind. There are four pedals. It's fun to ride this bike with your mum or dad.



B Can you ride a bike with only one wheel? This man can. The wheel is very big and it's got one seat at the top. It's difficult to ride, but fun.



#### 2 Read again. Write.

1



How many wheels has bike A got?

It's got \_\_\_\_\_.

2



How many seats has bike B got?

#### 3 Circle the incorrect word. Then write the sentence correctly.

1 Bike A: It's got one wheels.

It's got two wheels.

2 Bike B: It's got a little wheel.

3 Bike A: Four people can ride this bike.

4 Bike B: It's got two seat.

5 Bike A: You can sit between.

6 Bike B: The man can't ride this bike.

Writing

1 Complete using *a* or *an*.

1 This is an orange.

2 I've got \_\_\_\_\_ bike.

3 He's got \_\_\_\_\_ skateboard.

4 This is \_\_\_\_\_ umbrella.

5 It's \_\_\_\_\_ apple.

6 She's got \_\_\_\_\_ egg.

7 I've got \_\_\_\_\_ teddy.

8 My sister's got \_\_\_\_\_ ice cream.

About me!

2 Tick (✓) what you can do. Cross (x) what you can't do.

ride a bike <input type="checkbox"/>	ride a horse <input type="checkbox"/>	skate <input type="checkbox"/>	run <input type="checkbox"/>	cook <input type="checkbox"/>
play tennis <input type="checkbox"/>	play football <input type="checkbox"/>	swim <input type="checkbox"/>	fly <input type="checkbox"/>	dance <input type="checkbox"/>
climb <input type="checkbox"/>	skateboard <input type="checkbox"/>	sing <input type="checkbox"/>	draw <input type="checkbox"/>	

3 Draw and write about what you can and can't do.

I can play football.

I can \_\_\_\_\_.

I can \_\_\_\_\_.

I can't \_\_\_\_\_.


I can't \_\_\_\_\_.

# Fluency Time! 1

## Everyday English

### 1 Look and write.

in What's slowly spell board



### 2 Order the words.

1 English this What's in ?

What's this in English?

2 remember I . don't

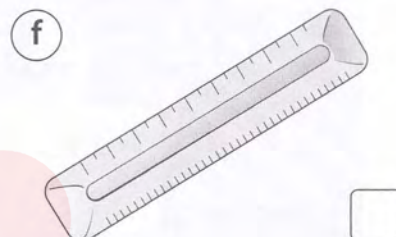
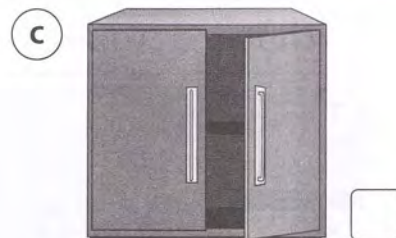
3 slowly , more please . Speak

4 please Can ? it you , spell





1 Watch and tick (✓) the objects you see.



2 Watch again. Complete and match.

It's    spell    this    slowly

1 What's    this    in English?

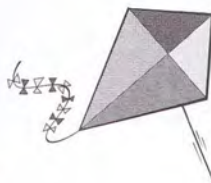

2    a computer.

3 Sorry? Speak more    , please.

4 Can you    it?




3 Do you remember these toys? Ask a friend.



What's this in English?  
I don't remember.

## 1 Write.

That is    ~~This is~~    these are    Those are    This is



## 2 Read the words. Write them in the correct boxes.

hungry    computer    scared    bike    skateboard    tired    board  
skates    pegs    nervous    football    posters

school

computer

\_\_\_\_\_

\_\_\_\_\_

\_\_\_\_\_

feelings

\_\_\_\_\_

\_\_\_\_\_

\_\_\_\_\_

toys



\_\_\_\_\_

\_\_\_\_\_

\_\_\_\_\_

3 Say the words. Circle the word that contains a different sound.  
Write the sound that is different.

sh ch th

1 				sh
2 	<b>3</b>			
3 				
4 			<b>3</b>	

4 Write.

Yes, she is.    Yes, they are.    ~~No, he isn't.~~    No, they aren't.  
No, she isn't.    Yes, he is.



Is he happy?  
No, he isn't.



Is she hungry?



Is he brave?



Is she cold?



Are they tired?



Are they hot?

# Have you got a milkshake?

## Lesson One Words

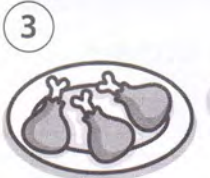
**1** Number the picture.



- 1 ~~milkshake~~
- 2 salad
- 3 chicken
- 4 pizza
- 5 fries
- 6 cheese sandwich

## 2 Look and write.

pizza   fries   ~~salad~~   sandwich   milkshake   chicken



1	s	a	l	a	d
		u			
2		n			
		c			
		h			
	t				
5	i				
	m				
	e				

1 Write.

~~Yes, he has.~~ No, he hasn't. Yes, she has. No, she hasn't.



1 Has the boy got a milkshake? Yes, he has.

2 Has the girl got a milkshake?

3 Has he got a pizza?

4 Has she got fries?

2 Order the words. Match.

1 you a Have got pizza ?

d

2 sandwiches like the They .



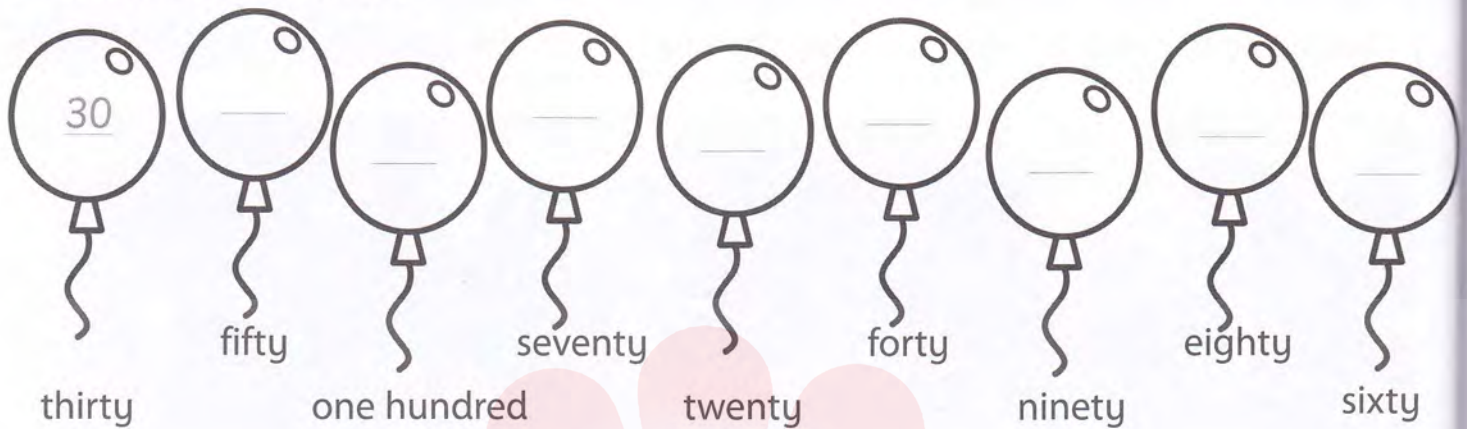
3 hasn't He his . got fries



4 hungry not . I'm



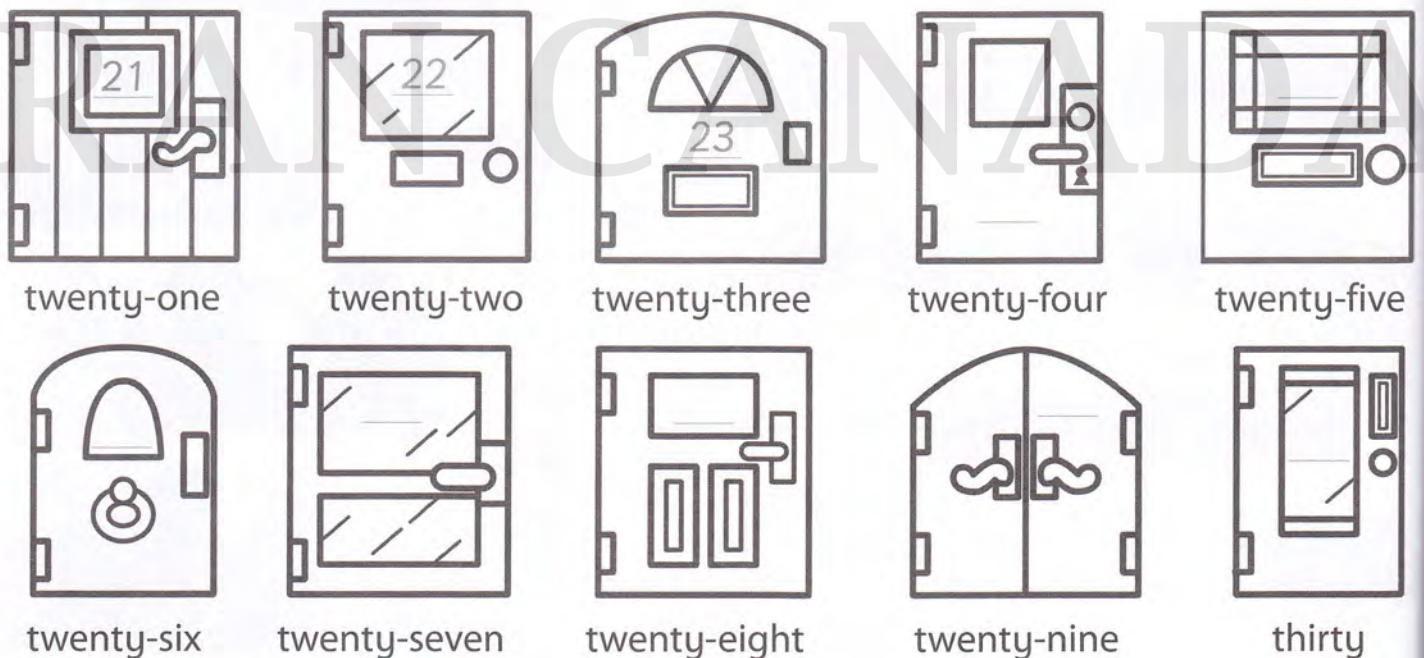
## 1 Write the numbers.



## 2 Now write the number words in order.



## 3 Look and write the numbers.



1 Say the sound. Say the words. Circle the word that contains that sound.


1 **gr** Frisbee grapes bread

2 **br** brush frog grass

3 **fr** frog brush bread

4 **gr** brush Frisbee grass

2 Circle the letters at the beginning of each word.

1  gr fr br

2  fr br gr

3  gr fr br

4  br gr fr

3 Write.

juice ~~grapes~~ Frisbee friends grass bread



There are <sup>1</sup> grapes and <sup>2</sup> \_\_\_\_\_,

And <sup>3</sup> \_\_\_\_\_ in a glass.

Friends together,

In the green, green <sup>4</sup> \_\_\_\_\_.

Play with a <sup>5</sup> \_\_\_\_\_,

Play football.

The <sup>6</sup> \_\_\_\_\_ have fun

With a big, brown ball.

# Skills Time!

## Lesson Five

### Reading

#### 1 Read.

**Kate:** Let's look in our lunch boxes.

**Simon:** That's a good idea.

**Kate:** Have you got a sandwich?

**Simon:** Yes, I have. I've got an egg sandwich.

**Kate:** Have you got chicken?

**Simon:** No, I haven't. But I've got a salad.  
And I've got a biscuit. And you?

**Kate:** I've got a cheese and tomato sandwich.  
But I haven't got a salad. I haven't got a  
biscuit. But I've got a yogurt.



#### 2 Read again. Tick (✓) what they've got. Cross (x) what they haven't got.

	Simon	Kate
1 biscuit	✓	
2 egg sandwich		
3 salad		
4 chicken		
5 cheese and tomato sandwich		
6 yogurt		

#### 3 Read again and write T (true) or F (false).

1 Kate has got a biscuit. F

2 Kate hasn't got a biscuit.

3 Simon hasn't got salad.

4 Kate has got a salad.

5 Simon has got an egg  
sandwich.

6 Kate has got a yogurt.

Writing

1 Write . or ? at the end of each sentence.

- 1 Can you skateboard Can you skateboard?
- 2 I've got an apple \_\_\_\_\_
- 3 Have you got a sandwich \_\_\_\_\_
- 4 No, I haven't \_\_\_\_\_
- 5 Do you like yogurt \_\_\_\_\_
- 6 Has he got a pizza \_\_\_\_\_

About me!

2 Circle the food you have got in your lunch box.

salad   fries   pizza   milkshake   cheese   sandwich  
yogurt   biscuit   orange   apple   pear   banana   chicken

3 Draw and write about what's in your lunch box.

I've got a pizza in my lunch box.

I've got a \_\_\_\_\_.

I've \_\_\_\_\_.

I haven't got \_\_\_\_\_.

I \_\_\_\_\_.

## Lesson One Words

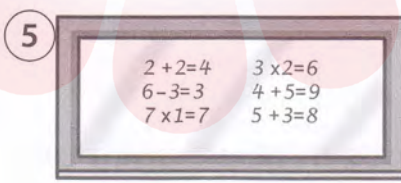
1 Circle the words.

maths PE science music English art

2 Now write.



art



3 Look at the numbers on the pictures above and write.

What have you got on Monday?

I've got <sup>2</sup> \_\_\_\_\_ and <sup>6</sup> \_\_\_\_\_.

What have you got on Wednesday?

<sup>3</sup> \_\_\_\_\_, <sup>4</sup> \_\_\_\_\_ and <sup>5</sup> \_\_\_\_\_.

## 1 Match. Then write.



## 2 Match.

	Monday	Tuesday	Wednesday	Thursday	Friday
9.00	art	English	maths	science	

1 When have we got English?

b

a We've got art.

2 What have we got on Thursday?

b On Tuesday.

3 What have we got on Monday?

c On Wednesday.

4 When have we got maths?

d We've got science.

## 3 Write.

1 Tuesday We've got English on Tuesday.

2 Monday We've got \_\_\_\_\_ on \_\_\_\_\_.


3 Thursday \_\_\_\_\_

4 Wednesday \_\_\_\_\_




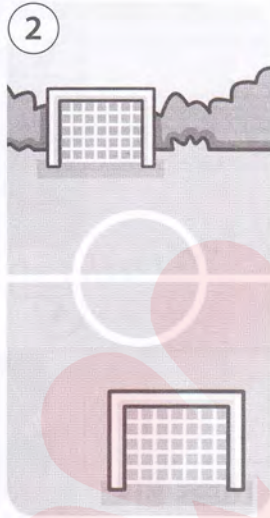
# Lesson Three Words

## 1 Look and write.

computer room   ~~art room~~   sports field   playground   gym




art room



## 2 Match.

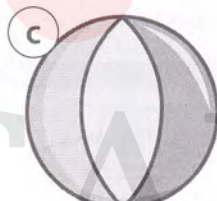
- 1 playground ☒ b   2 computer room ☐   3 gym ☐  
 4 art room ☐   5 classroom ☐




pictures




bin



ball



computers



books

## 3 Now write.

- 1 We've got a bin in the playground.  
 2 We've got \_\_\_\_\_ in the \_\_\_\_\_.  
 3 \_\_\_\_\_  
 4 \_\_\_\_\_  
 5 \_\_\_\_\_

1 Say the sound. Say the words. Match.

1 **tr**

a dress

2 **dr**

b tree

3 **cr**

c crab

d truck

e crayon

f drum

2 Write the missing letters.

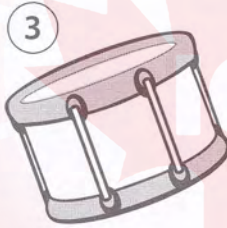
dr tr cr



tr ee



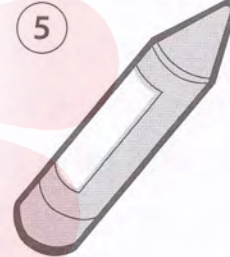
ab



um



ess



ayon



uck

3 Write.

drum train crayons crab truck dress tree crayons

A <sup>1</sup> train and a <sup>2</sup> .

A <sup>3</sup> and a <sup>4</sup> .

I draw with my <sup>5</sup> ,

And I have fun.

A girl in a <sup>6</sup> .

A bird in a <sup>7</sup> .

Get your <sup>5</sup> ,

And draw with me.

# Skills Time!

## Lesson Five

### Reading

#### 1 Read.

At our school we've got two big playgrounds. This is my playground. It is for the Primary 1, 2 and 3 pupils. The Primary 4, 5 and 6 pupils play in a different playground.

In our playground there is a climbing frame and a bin. There are squares on the playground where we can play jumping games. The pupils can play ball and run around. We can also talk to our friends. We love our playground.



#### 2 Read again. Circle four things that are in the playground.

#### 3 Read again. Then write.

bin   playgrounds   friends   squares   big   ball

- 1 At this school, there are two playgrounds.
- 2 The playgrounds are \_\_\_\_\_.
- 3 In this playground, there is a climbing frame and a \_\_\_\_\_.
- 4 There are \_\_\_\_\_ for jumping games.
- 5 The pupils can play \_\_\_\_\_.
- 6 The children can talk to their \_\_\_\_\_.

## Writing

### 1 Write the sentences with capital letters.

- 1 we've got science on tuesday. We've got science on Tuesday.
- 2 what have we got on thursday? \_\_\_\_\_
- 3 have we got maths on monday? \_\_\_\_\_
- 4 we haven't got school on saturday. \_\_\_\_\_
- 5 what have we got on wednesday? \_\_\_\_\_
- 6 we've got art on wednesday. \_\_\_\_\_



## About me!

### 2 Tick (✓) the school subjects you've got today. Cross (x) the subjects you haven't got.

art ☐ maths ☐ English ☐ science ☐ PE ☐ music ☐

### 3 Draw and write about today's subjects.

We've got English.

We've got \_\_\_\_\_.

We've \_\_\_\_\_.

We haven't got \_\_\_\_\_.

We \_\_\_\_\_.

## Lesson One Words

## 1 Match.

1 help my

b

2 do my

☐

3 visit my

☐

4 go

☐

5 have a

☐

6 watch

☐

a swimming

b mum

c TV

d homework

e music lesson

f grandma

## 2 Look and write.

1



go swimming

2



3



4



5



6



1 Order the words. Match.

1 mum . help my I

I help my mum.

2 visit grandma I . my

3 homework I my do .


4 TV . don't watch I

c



2 Write.

1 Monday



I do my homework.

I don't

2 Tuesday




I

I don't

3 Wednesday



4 Thursday



## Lesson Three Words

### 1 Circle the correct word. Write.



After school, I listen to music.

write

listen to



I read a book.

read

listen to



I play with my friends.

write

play



I write an email.

play

write

### 2 Write. Then number the picture.

help

read

~~listen~~

play

write

watch

1 I listen to music.


2 I read a book.

3 I watch TV.

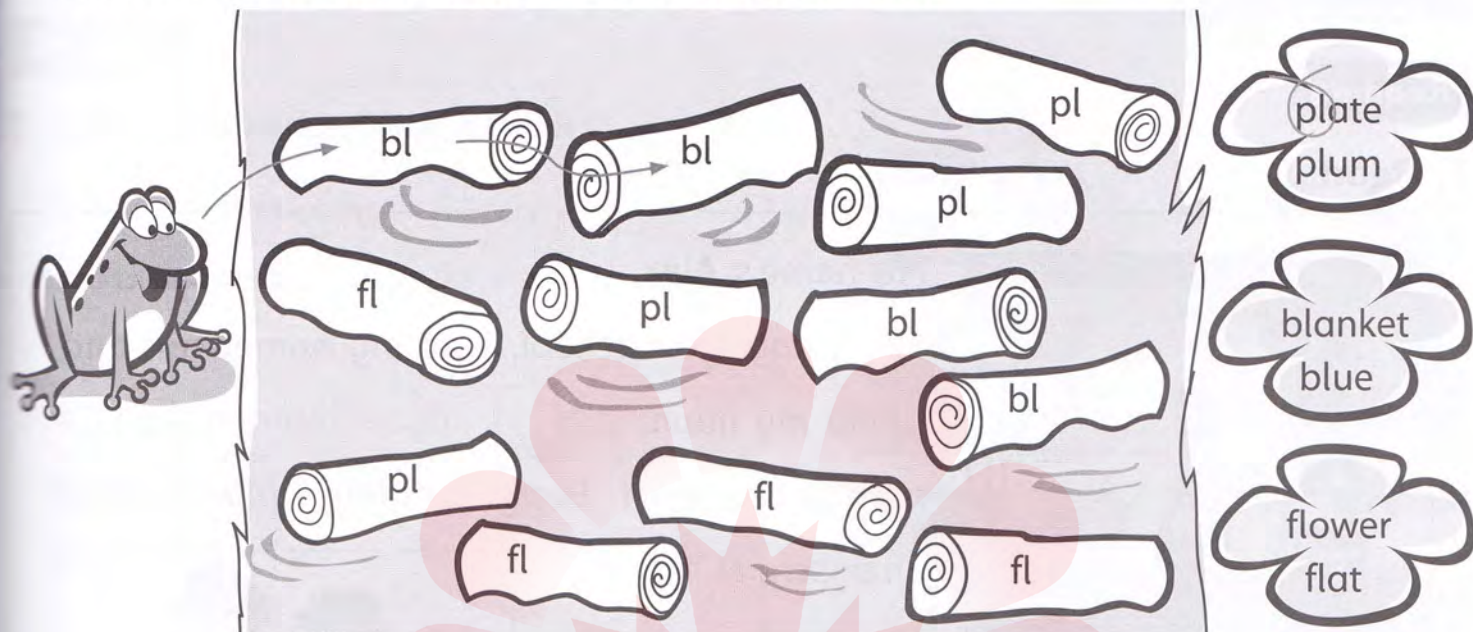
4 I write an email.

5 I play with my friend.

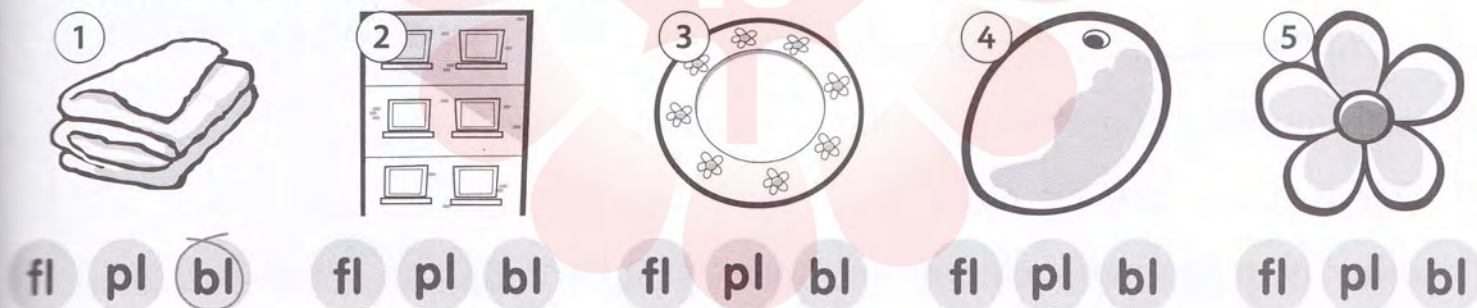
6 I help my mum.



1 Join the sounds. Circle the sounds in the words.

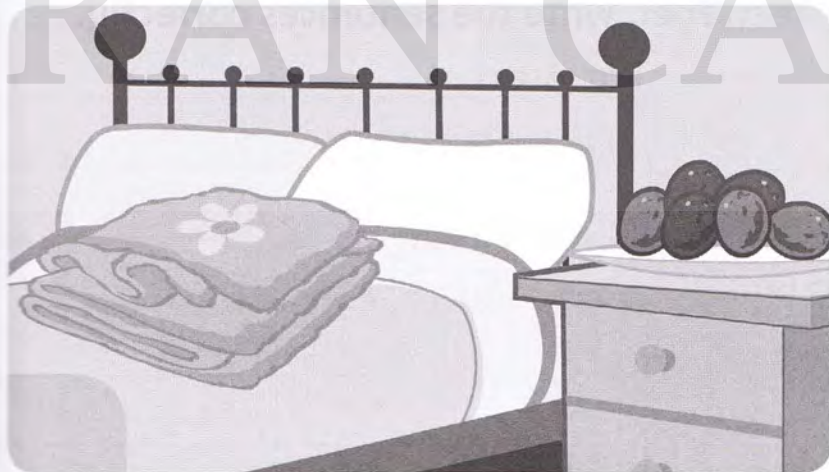


2 Say the words. Circle the sound.



3 Write.

Plums flower blanket Plums plate



1 Plums on a plate.

1 on a plate.

Blue plums, black plums,

Plums on a 2 .

A 3 on a bed.

A blanket on a bed.

There's a pretty 4

On the blanket on the bed.

# Skills Time!

## Lesson Five

### Reading

#### 1 Read.




My name's Alex.

Every day after school, I do my homework and I help my mum.

I really like sport. Every Tuesday, I play football after school. All my friends play too.

I love it!



Every Thursday, I visit my cousins. We play with our toys together. I've got two cousins. One is a boy and his name is Zac. He's ten. The other is a girl and she's six. Her name is Abby.

#### 2 Circle the words that are incorrect. Then write the sentences correctly.

1 I'm Tony.

I'm Alex.

2 After school, I help my sister.

3 Every Tuesday, I play basketball.

4 Every Wednesday, I visit my cousins.

5 Zac and Abby are my friends.

6 I've got four cousins.

7 Zac is six.

8 Abby is a boy.

## Writing

### 1 Circle the verbs. Then match.

- 1 I visit my cousins.
- 2 I play football.
- 3 I help my mum.
- 4 I have a music lesson.
- 5 We play with our toys.
- 6 We watch TV.

a



## About me!

### 2 Circle the things you do after school.

help my mum    do my homework    watch TV    read a book  
write an email    play with my friends    listen to music

### 3 Draw and write what you do and don't do after school.

After school, I visit my grandma.

After school, I \_\_\_\_\_

I \_\_\_\_\_.

I don't \_\_\_\_\_.


I don't \_\_\_\_\_.

# Fluency Time! ②

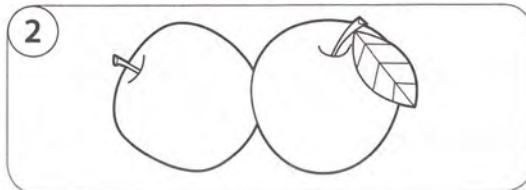
## Everyday English

### 1 Write the sentences.

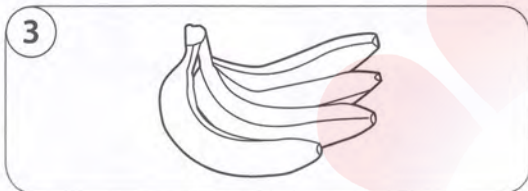
bananas apples ~~carrots~~ fig



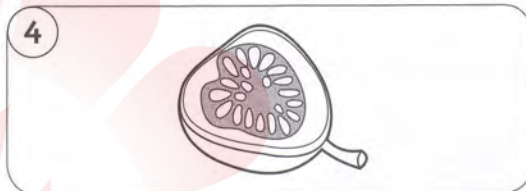
I'd like three carrots, please.



I'd like \_\_\_\_\_.



I'd \_\_\_\_\_.



### 2 Look and write.

Anything much ~~Can~~ I'd like else





## 1 Watch and circle. Then number in order.



watch TV

read a book



1 - 2 - 3

3 - 4 - 5



Bye!

Here you are.



two apples

three apples

## 2 Complete the sentences.

Anything    pounds    like    Here    welcome

I'd like three apples, please.OK, 1-2-3. else?

No, thanks. How much is it?

Two , please.you are.

Thank you.

You're . Bye!

## 3 Talk with a friend. What fruit and vegetables do you like? What food can you see in your market?

*I like apples and carrots.*

## 1 Write. Then colour the shirts.

your ~~our~~ my their



## 2 Read the words. Write them in the correct boxes.

maths   twenty   chicken   English   science   salad  
forty   fries   thirty   eighty   music   pizza


numbers

twenty

food

subjects

3 Read and write the numbers.




- 1 The car is number twenty-four.
- 2 The skateboard is number eighty-one.
- 3 The train is number seventy-nine.
- 4 The doll is number thirty-seven.
- 5 The kite is number forty-six.
- 6 The scooter is number fifty-five.

4 Complete the questions.

What When

- 1 What have we got on Tuesday? We've got science.
- 2 \_\_\_\_\_ have we got art? On Wednesday.
- 3 \_\_\_\_\_ have we got English? On Monday.
- 4 \_\_\_\_\_ have we got on Monday? We've got PE.
- 5 \_\_\_\_\_ have we got on Thursday? We've got maths.
- 6 \_\_\_\_\_ have we got science? On Tuesday.

5 Circle the beginning sound.



## Lesson One Words

## 1 Find and circle the words.

present ~~cake~~ chocolate card balloon sweets




## 2 Match. Then write.

chocolate ~~sweets~~ balloon present cake card



b




☐



sweets



☐




☐



☐



☐



Write.

like likes don't like doesn't like



I like  
chocolate.



I  
sweets.



She  
balloons.



She  
chocolate.

2 Read. Then write.

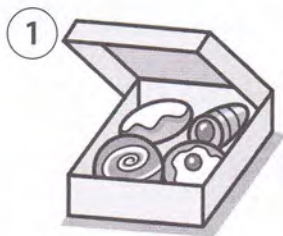
likes doesn't like like likes



# Lesson Three Words

## 1 Find and circle the words.

neighbour tie buy ~~pastries~~



axpastriestp



ieybuysas




mptieb



eneighbourop

## 2 Look and write.

cake sweets balloon pastries nuts  
chocolate neighbour tie ~~card~~



1 c a r d

2 e

p

s

e

n

t

s

f



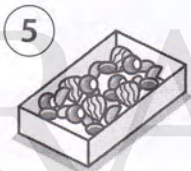

o

r

a

l

l



Say the words. Circle the word that begins with a different sound.

1 gloves

glue

clock

2 slide

cloud

slippers

3 glue

clock

cloud

4 slide

gloves

glue

5 slippers

glue

slide

Write the missing letters.


cl

gl

sl



gl oves



ock



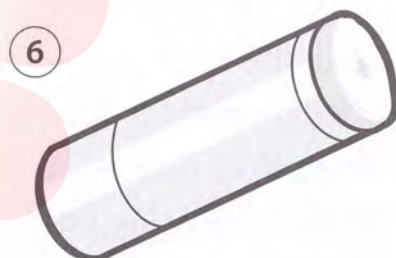
ide



oud



ippers



ue

Write.

gloves

slide

slippers

clock

clouds

I take off my<sup>1</sup> slippers ,

I go outside.

I put on my<sup>2</sup> \_\_\_\_\_ ,


And I play on the<sup>3</sup> \_\_\_\_\_ .

I look at the<sup>4</sup> \_\_\_\_\_ .

I see<sup>5</sup> \_\_\_\_\_ in the sky,

Time to take off my gloves,

Time to say, 'Goodbye'.



## Lesson Five


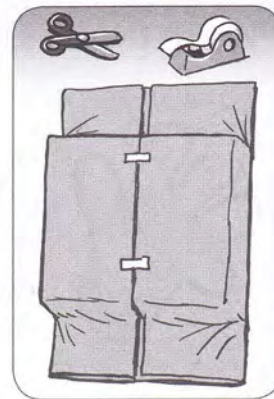
### Reading

#### 1 Read.

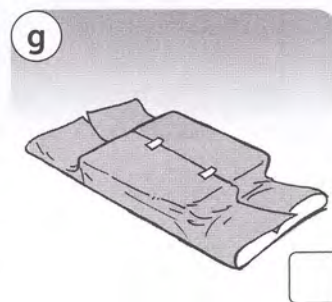

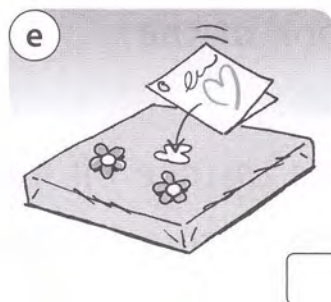
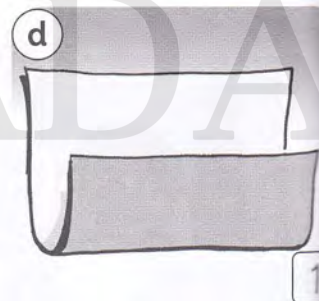
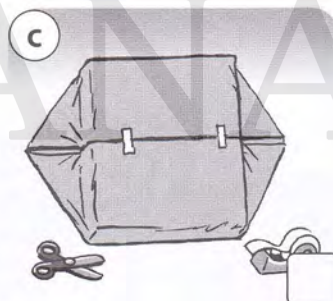


### How to wrap a present

This is a present for my friend Holly. It's a box of chocolates.

- 1 Get paper. Holly's favourite colour is red, so this is red paper.
- 2 Put the present on the paper.
- 3 Fold up the paper.
- 4 Stick it with tape.
- 5 Make triangles with the paper. Stick the triangles with tape.
- 6 Stick pictures on the present. Holly likes flowers.
- 7 Write a card. My card says, 'To Holly. You are a good friend. From Teresa.'



#### 2 Read again. Put the pictures in the correct order.



Writing

1 Write the long and short forms.

long form

short form

1 I do not like sweets.

*I don't like sweets.*

2 \_\_\_\_\_ He doesn't like balloons.

3 She does not like eggs.

4 \_\_\_\_\_ I don't like tigers.

5 I do not like snakes.

6 \_\_\_\_\_ My mum doesn't like cats.

7 My grandpa does not like cake.

About me!

2 Think about a present for your mum. Tick (✓) the things she likes.  
Cross (x) the things she doesn't like.

cakes ☐ books ☐ pastries ☐ nuts ☐ grapes ☐  
toy cars ☐ yo-yos ☐ balloons ☐ slippers ☐ gloves ☐

3 Draw and write about presents for your mum.

*My mum likes sweets.*

My mum likes \_\_\_\_\_.

She likes \_\_\_\_\_.


She doesn't like \_\_\_\_\_.

She \_\_\_\_\_.

## Lesson One Words

## 1 Write.

get up    have breakfast    go to school    go home  
~~have dinner~~    go to bed



have dinner



## 2 Order the words. Look at the pictures above and match.

1 school go I to .

I go to school.

3

3 . up get I

5 bed . I to go

2 home . go I

4 dinner I . have

6 I breakfast have .

Look and write.

1



2



3



It's seven o'clock.

4



5



6



Read and match.

1 He has breakfast.



a



2 He gets up.



b



3 He has dinner.



c



4 He goes to school.



d



Now write the sentences in the correct order.

1 He gets up at six o'clock.

2 He \_\_\_\_\_.

3 \_\_\_\_\_.

4 \_\_\_\_\_.

## Lesson Three Words

### 1 Look at the pictures and match.

1 in the morning

b

2 in the afternoon

3 in the evening

4 at night



### 2 Write.



I have breakfast  
in the morning.




I go to bed



I have dinner



I have lunch



I get up



I play with my toys

### 3 Now point and say.

I have breakfast in the morning.  
I go to bed ...

Say the words. Circle the word that begins with a different sound.

- |          |       |       |
|----------|-------|-------|
| 1 small  | smile | sky   |
| 2 stairs | snow  | star  |
| 3 star   | snow  | snake |
| 4 skates | small | sky   |
| 5 skates | small | smile |

Write the missing letters.

sm sn st sk



st airs




ile



ake



ar




y



ow



ates



all

Write.

sky snake stars snow smile



Look at the small <sup>1</sup> snake

In the <sup>2</sup> .

A snake with a <sup>3</sup> .

Watch it go.

Look at the <sup>4</sup> .

In the night <sup>5</sup> .

It's time for bed, snake.

Say, 'Goodbye'.

# Skills Time!

## Lesson Five

### Reading

#### 1 Read.

My name's Harry and this is my dad.

In the morning, I get up at seven o'clock. My dad gets up at six o'clock.

I go to school at eight o'clock. My dad goes to work at seven o'clock.











I go to school by bus. He goes to work by car.

I go home at four o'clock in the afternoon. My dad goes home at seven o'clock in the evening.

I go to bed at eight o'clock. My dad goes to bed at eleven o'clock.



#### 2 Read again. Write H (Harry) or D (Dad).

1 get up	 <input checked="" type="checkbox"/> D <input type="checkbox"/>	 <input type="checkbox"/>
2 go to school go to work	 <input type="checkbox"/>	 <input type="checkbox"/>
3 go by ...	 <input type="checkbox"/>	 <input type="checkbox"/>
4 go home	 <input type="checkbox"/>	 <input type="checkbox"/>
5 go to bed	 <input type="checkbox"/>	 <input type="checkbox"/>

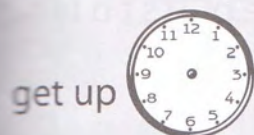
## Writing

Write. What Where's When Where ~~What's~~ When

- 1 What's your name? My name is Harry.
- 2 \_\_\_\_\_ his teddy? His teddy is in his bedroom.
- 3 \_\_\_\_\_ do you go? I go to school.
- 4 \_\_\_\_\_ do you have PE? On Tuesday.
- 5 \_\_\_\_\_ does she like? She likes chocolate and sweets.
- 6 \_\_\_\_\_ does she get up? She gets up in the morning.


## About me!

Write the times you do these things.

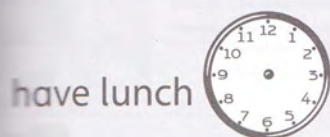


get up

have breakfast



go to school

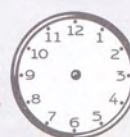


have lunch

have dinner



go to bed



Draw and write about your day.

I get up at six o'clock.

I get up at \_\_\_\_\_.

I \_\_\_\_\_.


## Lesson One Words

## 1 Find and circle the words.

hospital airport fire station police station shop school



tolschoolmbh

bpolicez  
hstationx

arhospitalou



chtshoptubx



mklairportqry



vfirep ystationt

## 2 Look and write.


1 hospital



2



3




4



5

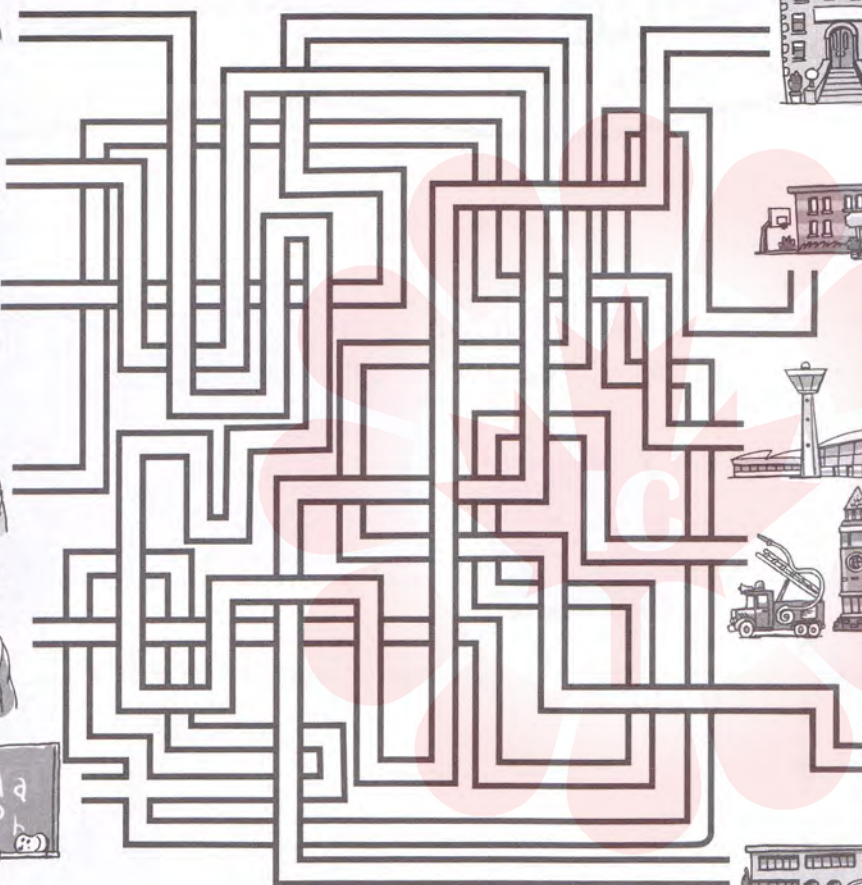


6



Follow the maze and write.

hospital   school   airport   ~~police station~~   fire station   shop



1 He works in a  
police station.



2 \_\_\_\_\_



3 \_\_\_\_\_



4 \_\_\_\_\_



5 \_\_\_\_\_



6 \_\_\_\_\_

Match.



Does he work in a police station?

☒ b


a No, he doesn't.



Does she work in a fire station?

☐

b Yes, he does.



Does he work in a school?

☐

c No, she doesn't.



Does she work in a school?

☐

d Yes, she does.

# Lesson Three Words


## 1 Find and circle the words.

supermarket bank ~~zoo~~ station



## 2 Look and write.

school police station fire station station ~~shop~~  
hospital supermarket garage airport zoo



## 1 Order the letters.

1 ecfa



face

2 klea



3 leanp




4 aget



## 2 Write.

lake gate cake face



Open the <sup>1</sup> gate.

See the <sup>2</sup> lake.

A smile on your <sup>3</sup> face.


Here is a <sup>4</sup> cake.

## 3 Read. Circle the words with a\_e. Underline the words with a.

1



2



There is a cat next to the lake.

Open the gate. Here comes a van.

## 4 Now write the words in the correct box.

a\_e

lake

a

# Skills Time!

## Lesson Five

### Reading

#### 1 Read.

I'm Jason. My dad works in an office. Every day he gets up at six o'clock. He puts on a white shirt, black trousers and a tie. He has breakfast. Then he goes to work by car.

In his office, my dad's got a big table. His computer is on the table. He's also got a photo of my mum, my sister and me on his table. There is a box with pens and pencils.

He goes home at five o'clock and we all have dinner together at seven o'clock.



2 Read again. Circle three clothes words. Underline three family words.

3 Circle the incorrect word. Then write the sentences correctly.

1 Jason's dad works in a school.

Jason's dad works in an office.

2 He gets up at nine o'clock.

3 He puts on green trousers.

4 He goes to work by train.

5 There are pens and apples in the box.

6 He goes home at three o'clock.

7 They have lunch at seven o'clock.

## Writing

1 Write the sentences with commas (,) and *and*.

1 I like apples grapes bananas.

I like apples, grapes and bananas.

2 There are birds monkeys lions tigers.

3 We've got English maths science music.

4 He likes chicken pizza salad.

5 I get up have breakfast go to school.

## About me!

2 Circle the places where your family work.

hospital school airport police station fire station  
shop zoo station supermarket bank office garage

3 Draw and write about where your family work.

My mum works in a bank.

My \_\_\_\_\_ works in a \_\_\_\_\_.


My \_\_\_\_\_.

# Fluency Time! 3

## Everyday English

### 1 Look and write.

ask Are free about fine after listen



### 2 Order the words.


1 free Are you school ? after

Are you free after school?

2 not . I'm free , Sorry

3 on How ? Wednesday about

4 ask mum I'll my .





## 1 Watch and match.



a It's eleven o'clock.

b Sorry. I'm not free today.

c Are you free after school today?

## 2 Watch again. Complete.

about can ask ~~free~~ Sorry not

1

Are you free  
after school today?Sorry. I'm free today.

3

We play with  
my doll's house.Great! I'll ask my mum.

2




How  
on Tuesday?

4

I play football with my brother., Mrs Smith.3 Talk with a friend. What do you play at home?  
Does Kate like her doll's house?I play football with my  
brother.

## 1 Write.

No doesn't she Yes does work Does nurse



## 2 Read the words. Write them in the correct boxes.

morning school balloons night nuts afternoon garage  
evening supermarket sweets pastries fire station

places

school

\_\_\_\_\_

\_\_\_\_\_

\_\_\_\_\_

times

\_\_\_\_\_

\_\_\_\_\_

\_\_\_\_\_

presents

\_\_\_\_\_


\_\_\_\_\_

\_\_\_\_\_

3 Circle the word that contains a different sound.

Write the word that is different.

1



\_\_\_\_\_ cat \_\_\_\_\_

2



\_\_\_\_\_

3



\_\_\_\_\_

4



\_\_\_\_\_

4 Write.

Yes, he does. No, he doesn't.



My name's Ted.  
My dad is a pilot.  
He works at night.



Does Ted's dad get up at eight o'clock?

No, he doesn't.



Does he go to bed at six o'clock?



Does he have dinner at nine o'clock?



Does he go home at one o'clock?

## Lesson One Words

### 1 Match.

1 It's raining.



2 It's windy.



3 It's hot.



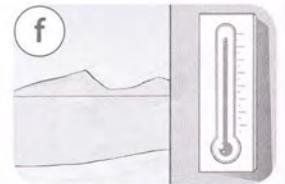
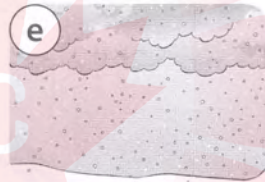

4 It's cold.



5 It's snowing.



6 It's sunny.



### 2 Now write.



It's windy.



It's



## 1 Order the words.

1 weather What's like the ?

What's the weather like?

2 your . on Put hats sun

3 put Don't . your on coat

4 umbrellas got haven't . We our

5 window close Don't the .

6 . the Open door

## 2 Write

Put on

Don't put on

1



It's cold. Put on  
your coat.

2



It's windy.  
your hat.

3



It's raining.  
your raincoat.

4



It's sunny.  
your sun cream.

5



It's snowing.  
your shorts.


6




It's hot.  
your coat.

# Lesson Three Words


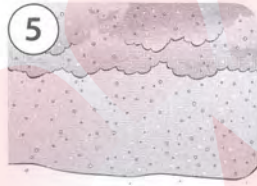
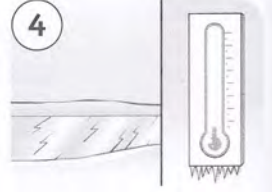

1 Find and circle the weather words. Then write.



windy



s	n	o	w	i	n	g	★
u	r	a	i	n	i	n	g
n	h	w	i	n	d	y	★
n	o	★	c	o	l	d	★
y	t	★	★	★	★	★	★



2 Now look and write.

play outside  
sunny

~~windy~~  
fly a kite

snowing  
make a snowman

go ice skating



1 When it's windy, we .








2 When it's , we and we



3 When it's , we .

1 Order the letters.

1 kbie  bike	2 enil 	3 itewh 	4 eikt 	5 nnei 
---	---	--	---	---

2 Write.

line nine bike kite white



Ride your <sup>1</sup> bike . Fly your <sup>2</sup> .  
The bike is red. The kite is <sup>3</sup> .  
White kite, white kite.  
Count the children in the <sup>4</sup> .  
All together there are <sup>5</sup> .  
Nine in the line. Nine in the line.

3 Read. Circle the words with i\_e. Underline the words with i.



Here are nine figs in a line.



Don't put my kite in the bin.

4 Now write the words in the correct box.

i_e nine _____ _____ _____	i _____ _____ _____
--	------------------------------

# Skills Time!

## Lesson Five

### Reading

#### 1 Read.



It's break time. It's very hot and sunny outside. Wear your sun hats, please. Don't put on your coats.

It's PE time in the sports field. Don't put on your tracksuits. It's too hot. Put on your PE shorts and T-shirts.

It's home time. It's raining and windy now. Put on your raincoats and take your umbrellas. Don't wear your hats. They can blow away. See you tomorrow.

#### 2 Read again. Write the weather.

1 It's break time. What's the weather like?

2 It's PE time. What's the weather like?

3 It's home time. What's the weather like?

#### 3 Read again and tick (✓).

	break time	PE time	home time
1 Don't put on your coats.	✓		
2 Don't wear your hats.			
3 Put on your raincoats.			
4 Wear your sun hats.			
5 Don't put on your tracksuits.			
6 Put on your shorts and T-shirts.			
7 Take your umbrellas.			

Writing

1 Now write the words in the correct boxes.

wear cold tired  
go ride hungry  
thirsty eat  
sunny drink

verbs

wear

adjectives

About me!

2 Circle today's weather. What can you do? Tick (✓) or cross (x).

raining windy hot cold snowing sunny

go outside ☐ fly a kite ☐ make a snowman ☐ go ice skating ☐  
wear a coat ☐ wear a sun hat ☐ take an umbrella ☐

3 Draw and write about the weather and the things you can and can't do.

Today it's sunny. I can go outside.


Today, it's \_\_\_\_\_.

I can \_\_\_\_\_.

I can't \_\_\_\_\_.

## Lesson One Words

### 1 Number the picture.



- ① skirt
- ② scarf
- ③ gloves
- ④ jeans
- ⑤ boots
- ⑥ shirt

### 2 Now look and write.


This is      These are

①



These are gloves.

②



This is a

③



④



⑤




⑥



Write.

skirt scarf gloves ~~jeans~~ boots shirt



He's wearing jeans.



She's \_\_\_\_\_.




Write.

dress is ~~What~~ I'm T-shirt wearing He's




# Lesson Three Words


## 1 Read and draw the times on the clocks.



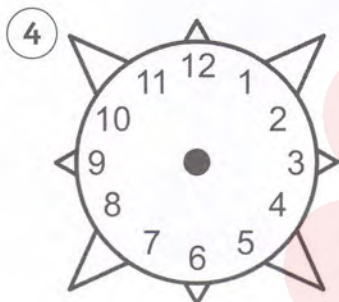
It's three o'clock.




It's half past two.



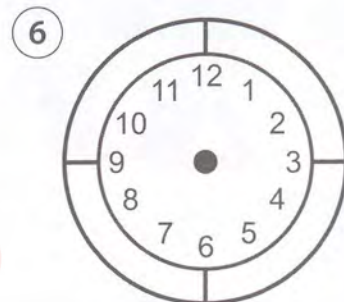
It's quarter past eight.



It's quarter to ten.



It's eleven o'clock.




It's half past nine.


## 2 Look at the clocks and write the times.



It's quarter past four.



It's \_\_\_\_\_.



\_\_\_\_\_



\_\_\_\_\_



\_\_\_\_\_



\_\_\_\_\_


1 Order the letters.

1 o e h m




home


2 s e o n




3 o p r e



4 e n o b



5 n t s e o



2 Write.

nose rope stone bone home



The dog has got my <sup>1</sup> rope .

The dog is on a <sup>2</sup> .

Hurry up, dog.

I want to go <sup>3</sup> .

My <sup>4</sup> is cold.

Here is a <sup>5</sup> .

Hurry up, dog.

3 Read. Circle the words with o\_e. Underline the words with o.



A dog has got a bone.



There is a mop in my home.

4 Now write the words in the correct box.

o\_e

bone

---



---

o

---



---



---

# Skills Time!

## Lesson Five

### Reading

#### 1 Read.



### Where is my friend?

I'm at the station.  
Where is my friend?  
At the front of the train?  
Or is she at the end?

Where is Lucy?  
Is she wearing a skirt?  
Is she wearing her jeans?  
Or wearing a shirt?

Here is my friend.  
She's got a toy cow.  
I say, 'Hello, Lucy',  
And we're both happy now.

2 Read again. Circle three clothes words. Underline one toy.

3 Read again and circle the correct word. Write.

1 The girl is at the station.

2 She can't see her \_\_\_\_\_.

3 Her friend's name is \_\_\_\_\_.

4 Lucy is on the \_\_\_\_\_.

5 Her friend has got a toy \_\_\_\_\_.

6 Lucy and her friend are \_\_\_\_\_.

farm station zoo school

aunt mum friend sister

Katie Sally Milly Lucy

swings bus train slide

goat teddy rabbit cow


sad happy angry scared

## Writing

1 Look and write.


to past

1




It's quarter to seven.

2




It's quarter to three.

3



It's quarter to nine.

4




It's quarter to eleven.

5



It's quarter to four.

6



It's quarter past two.

## About me!

2 Look and circle the clothes you are wearing now. Write the colours.

skirt _____	trousers _____	shirt _____	T-shirt _____
shoes _____	boots _____	jeans _____	socks _____
scarf _____	shorts _____	dress _____	hat _____

3 Draw and write about the clothes you are wearing.

I'm wearing a blue shirt.

I'm wearing \_\_\_\_\_.

I'm \_\_\_\_\_.

\_\_\_\_\_

\_\_\_\_\_

\_\_\_\_\_

## Lesson One Words

### 1 Find and circle the words.

invitation cake ~~wedding~~ guests band bride



### 2 Look and write.

invitation wedding ~~cake~~ eat sing guests  
dance bride band dress


1



1

c a k e


2



2



3



3



h

4



4




w

6



5



5

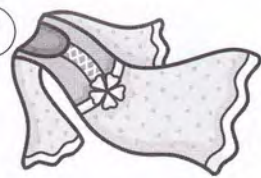


d

8




7




d

8



9




10



9



10



1 Look at the picture. Order the questions and write the answers.



No, they aren't. ~~Yes, they are.~~ No, she isn't. Yes, she is. No, he isn't.



1 they dancing Are ?

Are they dancing?

Yes, they are.



2 singing ? she Is



3 he Is ? eating



4 she ? sleeping Is



5 drinking Are they ?


2 Now point and say.

They're dancing.  
She's ...

## 1 Match.

- |          |                                |           |
|----------|--------------------------------|-----------|
| 1 make   | <input type="text" value="b"/> | a a dress |
| 2 wash   | <input type="text"/>           | b a cake  |
| 3 choose | <input type="text"/>           | c photos  |
| 4 take   | <input type="text"/>           | d the car |

## 2 Circle the correct word and write.



1 Mum is making cakes.

2 Dad is \_\_\_\_\_ the car.

3 My cousin is \_\_\_\_\_ lots of photos.

4 My sister is \_\_\_\_\_ a dress.

5 I'm \_\_\_\_\_ my hair.

making washing wearing

brushing washing choosing

taking making washing

washing choosing brushing

taking washing brushing

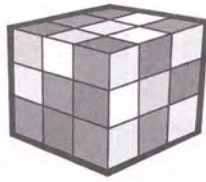
1 Order the letters.

1 unJe

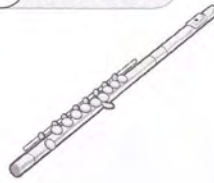


June

2 buec



3 ulfte



4 beut



2 Write.

tube June flute cube



This month is <sup>1</sup> June  
And it's my birthday!  
I've got a puzzle <sup>2</sup> ,  
So I can play all day.  
I've got a new <sup>3</sup> \_\_\_\_\_  
For my birthday,  
And a poster in a <sup>4</sup> \_\_\_\_\_.  
What a happy day!

3 Read. Circle the words with u\_e. Underline the words with u.



This mule can run.



I've got a flute and I'm sitting on a rug.

4 Now write the words in the correct box.

u\_e

mule

u

# Skills Time!

## Lesson Five

### Reading

#### 1 Read.

Dear Bella,

Thank you for your email. We are all very well. I really like your green and white dress. Enjoy the party!

Here is my big news. My aunt has got a new baby!

It's a boy and he is three weeks old. His name is James. He's very small and he's got blue eyes. He hasn't got any hair yet.

Here is a picture of my aunt and uncle with baby James. He's wearing a small hat and little white boots.

All of my family is very, very happy.

Love from  
Hannah



#### 2 Circle the incorrect word. Then write the sentences correctly.

1 Hannah likes Bella's jeans.

Hannah likes Bella's dress.

2 Hannah's aunt has got a new car.

3 The baby is very big.

4 The baby is a girl.

5 His name is Max.

6 He's got brown eyes.

7 He's wearing a scarf.

8 His boots are red.

Writing

1 Complete the sentences with *ing*.



1

wear

He's wearing  
white boots.



2

watch

We're \_\_\_\_\_  
TV.



3

do

My sister is \_\_\_\_\_  
her homework.



4

eat

She's \_\_\_\_\_  
her dinner.



5

listen

We're \_\_\_\_\_ to  
music.



6

look

We're \_\_\_\_\_  
at cakes.

About me!

2 Circle the things you can see people doing at a party.

eating riding a bike drinking dancing swimming

listening to music playing football talking singing

3 Draw and write about your family at a party.



I'm at a party. I'm listening to music.

I'm at a party. I'm \_\_\_\_\_.

I'm \_\_\_\_\_.

I'm \_\_\_\_\_.


My mum is \_\_\_\_\_.

My dad is \_\_\_\_\_.

## Everyday English

### 1 Look and write.

for Everyone's welcome in room ~~party~~ having Thank



### 2 Write the sentences. Use the word(s) in the box.

1 Welcome to the party.

my house Welcome to my house.

2 This is for you.

Grandpa

3 Everyone's in the living room.

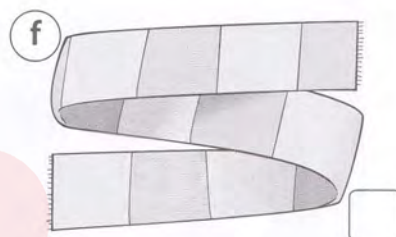
kitchen

4 Grandpa is in the kitchen.

Your aunt



## 1 Watch and tick (✓) the objects you see.



## 2 Watch again. Write the sentences and match.

1 party / the / welcome / to  
Welcome to the party.

2 for / this / you / is / Ellie,

3 you / having / Thank / me / for

4 soon, / See / Ellie / you

3 Choose and colour a present for your family.  
Tell your friend.

This is for my sister.  
She likes dolls.

## 1 Look and write.

~~I'm wearing~~ boots a scarf ~~jeans~~ a shirt a hat gloves



## 2 Read the words. Write them in the correct boxes.

cake jeans windy invitation skirt raining  
present sunny boots hot bride scarf



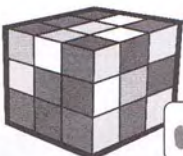





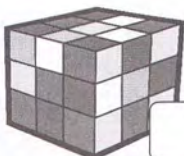



weather

windy


wedding

clothes

3 Say the words. Tick (✓) two words that rhyme.

1	 <input checked="" type="checkbox"/>	 <input type="checkbox"/>	 <input checked="" type="checkbox"/>	 <input type="checkbox"/>
2	 <input type="checkbox"/>	 <input type="checkbox"/>	 <input type="checkbox"/>	 <input type="checkbox"/>
3	 <input type="checkbox"/>	 <input type="checkbox"/>	 <input type="checkbox"/>	 <input type="checkbox"/>

4 Look and write.



- ① drinking
- ② eating
- ③ talking
- ④ singing
- ⑤ dancing
- ⑥ playing

1 He's drinking.

2 \_\_\_\_\_

3 \_\_\_\_\_

4 \_\_\_\_\_

5 \_\_\_\_\_

6 \_\_\_\_\_

## Lesson One Words

## 1 Look and number.



- ① cow
- ② goat
- ③ horse
- ④ sheep
- ⑤ donkey
- ⑥ goose

## 2 Now write.

①  There's a cow behind the gate.

②  There's a \_\_\_\_\_ next to the gate.

③  There's a \_\_\_\_\_ in front of the house.

④  There's a \_\_\_\_\_ between the horse and the van.

⑤  There's a \_\_\_\_\_ behind the tree.

⑥  There's a \_\_\_\_\_ on the van.

1 Write.

shorter than ~~bigger than~~ taller than smaller than

1 big bigger than


2 small \_\_\_\_\_

3 short \_\_\_\_\_

4 tall \_\_\_\_\_


2 Write the opposites. Then write the sentences.

bigger \_\_\_\_\_ taller \_\_\_\_\_




A horse is bigger than a goose.

A goose is \_\_\_\_\_ a horse.



Rosy \_\_\_\_\_

Billy \_\_\_\_\_




A pizza is \_\_\_\_\_

\_\_\_\_\_

## Lesson Three Words


### 1 Find and circle the words.

slow ~~fast~~ quiet loud



### 2 Look and write.

~~louder~~ quieter slower faster



1 goose louder      2 sheep \_\_\_\_\_      3 cow \_\_\_\_\_      4 hen \_\_\_\_\_

### 3 Look and write.

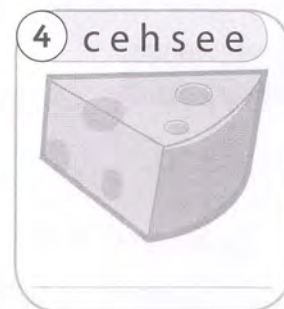
1 The goose is louder than the hen.

2 The sheep is \_\_\_\_\_ the cow.

3 The cow is \_\_\_\_\_ the sheep.

4 The hen is \_\_\_\_\_ the goose.

1 Order the letters.



2 Write.

feet cheese tree three



Look up at the green <sup>1</sup> tree.

What can you see?



Two <sup>2</sup> and a tail.

Count them, one, two, <sup>3</sup> !

A monkey with a piece of <sup>4</sup>,

That's what's hiding there!

3 Read. Circle the words with ee. Underline the words with e.



4 Now write the words in the correct box.

ee

green

---



---



---

e

---



---



---

# Skills Time!

## Lesson Five

### Reading

#### 1 Read.

Katie and Harry live at Fig Farm. On the farm they grow vegetables: carrots, tomatoes and potatoes. They've got fruit trees too: apples, plums and figs. There are also animals on the farm: hens, cows, goats and sheep. They get eggs and meat from the hens. They get milk and meat from the cows. They get milk and meat from the goats. And they get wool and meat from the sheep. There are also two dogs and four cats on the farm. Katie and Harry help their family on the farm.



#### 2 Read and circle.

- 1 Circle two vegetables on the farm.
- 2 Circle two fruit trees on the farm.
- 3 Circle two animals on the farm.
- 4 How many dogs are there on the farm?
- 5 How many cats are there on the farm?

carrots oranges potatoes

figs plums pears

cows horses goats

one two three

three four five

## Writing

1 Circle *and*. Then write two sentences for each sentence.

1 Harry is seven and Katie is nine. Harry is seven. Katie is nine.

2 This is a donkey and these are hens. \_\_\_\_\_

3 I like bananas and he likes apples. \_\_\_\_\_

4 There is a slide and there are swings. \_\_\_\_\_

## About me!

2 Circle the animals you can see at a farm.

lion cow sheep tiger giraffe donkey horse zebra  
hen chick monkey elephant goat goose polar bear

3 Draw and write about a farm visit.

At a farm, I can see a goat.

At a farm, I can see a \_\_\_\_\_.

I can see a \_\_\_\_\_.

I \_\_\_\_\_.

I can't see a \_\_\_\_\_.

I can't see a \_\_\_\_\_.

I \_\_\_\_\_.

## Lesson One Words

### 1 Find and circle the words.

photo dry ~~kind~~ wet fridge naughty



k s e k i n d p y



o c t w e t x y



t p d r y q x



h s p h o t o x b



l n a u g h t y v c



p u f r i d g e t e i

### 2 Now look and write.

1 There are some



photos

on the



2 This boy is



3 This duck is very



4 Her hands are



5 His hands are



1 Order the words.

1 naughty were The ducks .

The ducks were naughty.

2 was kind . This boy

3 babies . The weren't sad

4 . dry was Mum

5 wet wasn't She .

2 Look and write.

was wasn't were weren't



1 Rosy and Tim were in the park.

2 Tim wasn't very kind. The babies were cold. They were hungry.

3 It was raining. Rosy and Tim were very wet. Mum wasn't wet. She wasn't dry.

4 The ducks were very naughty. The goat wasn't naughty too.

5 Billy wasn't a naughty boy. But he's a good boy now.

# Lesson Three Words

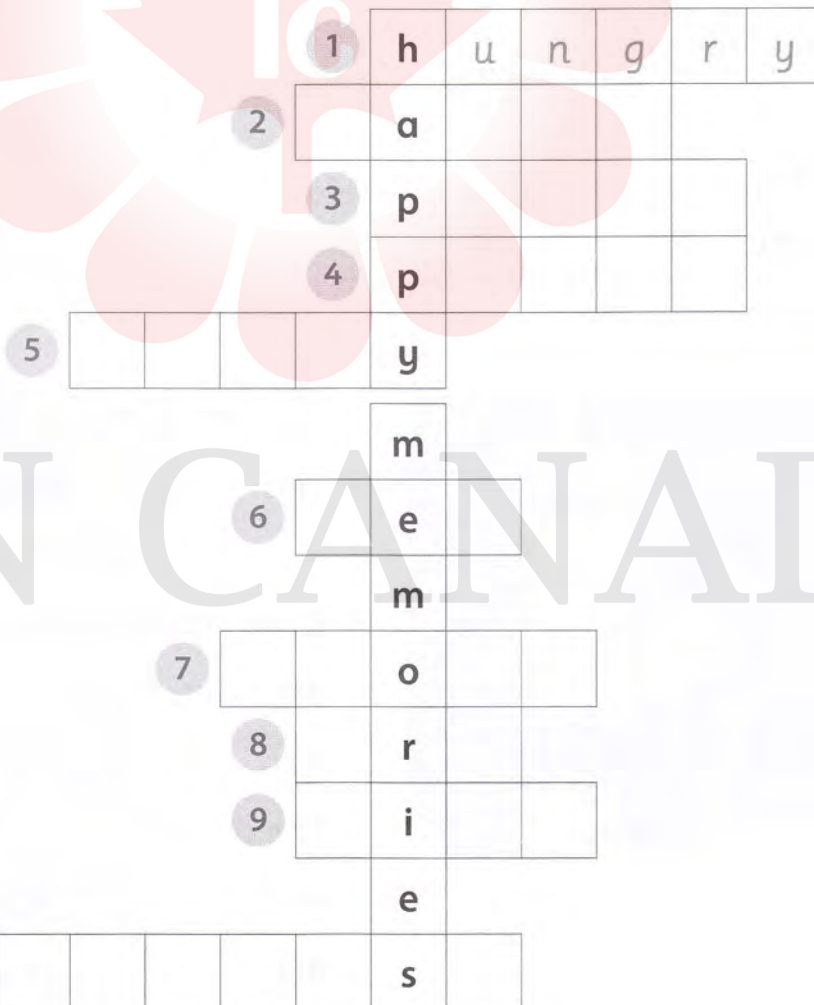



1 Find and circle the words.

tidy rubbish ~~floor~~ untidy

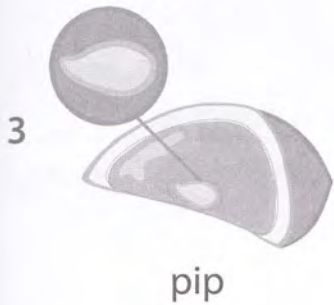


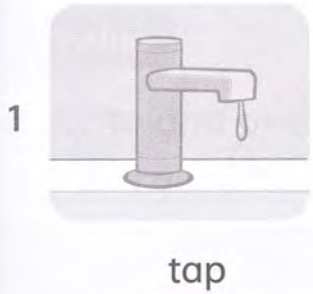


2 Look and write.

rubbish happy photo wet ~~hungry~~ party dry  
dirty floor tidy



1 Read the words. Add the magic e and write.



2 Write.

cube Cub tap pipe Cube tape pip



A lion cub is playing with a <sup>1</sup> cube.

<sup>2</sup> \_\_\_\_\_, cub, cub,

<sup>1</sup> \_\_\_\_\_, cube, cube.

An orange <sup>3</sup> \_\_\_\_\_ is in a <sup>4</sup> \_\_\_\_\_.

Pip, pip, pip.

Pipe, pipe, pipe.

There's <sup>5</sup> \_\_\_\_\_ on the <sup>6</sup> \_\_\_\_\_ on the sink.

Tap, tap, tap.

Tape, tape, tape.


## Lesson Five

### Reading

#### 1 Read.

Our class play by Robin (Class 2L)  
 This year, our class play was *On the farm*.  
 My friends and I were the farm animals.  
 I was a horse. My costume was a big  
 horse's head and body. Charles was a  
 sheep. His costume was a white wool coat.  
 Nicola was a hen. Her costume was a hen's  
 head and body.

All the animals were happy on the farm.  
 Everyone was very good. All our mums and  
 dads were very happy. Our teacher was  
 very proud of us.



#### 2 Read again. Match the children to the animals.

- |           |                            |         |
|-----------|----------------------------|---------|
| 1 Robin   | <input type="checkbox"/> b | a hen   |
| 2 Nicola  | <input type="checkbox"/>   | b horse |
| 3 Charles | <input type="checkbox"/>   | c sheep |

#### 3 Now complete the sentences.

sheep   happy   2L   animals   head   proud

- Robin is in class \_\_\_\_\_ 2L \_\_\_\_\_.
- Robin and his friends were farm \_\_\_\_\_.
- Charles was the \_\_\_\_\_.
- Nicola's costume was a hen's \_\_\_\_\_ and body.
- Everyone was very \_\_\_\_\_.
- The teacher was \_\_\_\_\_.

Writing

1 Write *and* or *or*.

1 I've got a teddy and a doll.

2 He hasn't got a kite \_\_\_\_\_ a bike.

3 I am cold \_\_\_\_\_ tired.

4 She isn't scared \_\_\_\_\_ angry.

5 He doesn't like sweets \_\_\_\_\_ chocolate.

6 She doesn't play football \_\_\_\_\_ tennis.

7 I do my homework \_\_\_\_\_ watch TV.

8 I like apples \_\_\_\_\_ pears.

About me!

2 Circle how you were during Primary 2. Underline how your friends were.

happy sad kind naughty tidy untidy  
good tired angry scared brave

3 Draw and write about you and your friends during Primary 2.

I was happy.

I was \_\_\_\_\_.

I \_\_\_\_\_.

My friends were \_\_\_\_\_.

They were \_\_\_\_\_.

They \_\_\_\_\_.

## Lesson One Words

## 1 Write.

man men woman women ~~child~~ children

①



child

②



③



④



⑤



⑥



## 2 Now look and answer the questions.

There is    There are



1 How many men are there?

There are two men.


2 How many children are there?

3 How many boys are there?

4 How many women are there?

## 1 Write.


some any



There were some chairs in the classroom.



There weren't any tables in the playground.



There weren't any children in the art room.



There were no teachers on the sports field.

## 2 Look and write.

some ~~were~~ playground was any wasn't



It was the school prize-giving. They were late.



They were in the classroom. There weren't any children. But there were some teachers.



The prize-giving was in the classroom. It was in the afternoon.



There was a prize for English. Rosy and Tim were the winners.

## Lesson Three Words

### 1 Match.

1 first

c

a 3rd

2 second

b 4th

3 third

c 1st

4 fourth

d 2nd

### 2 Find and circle.

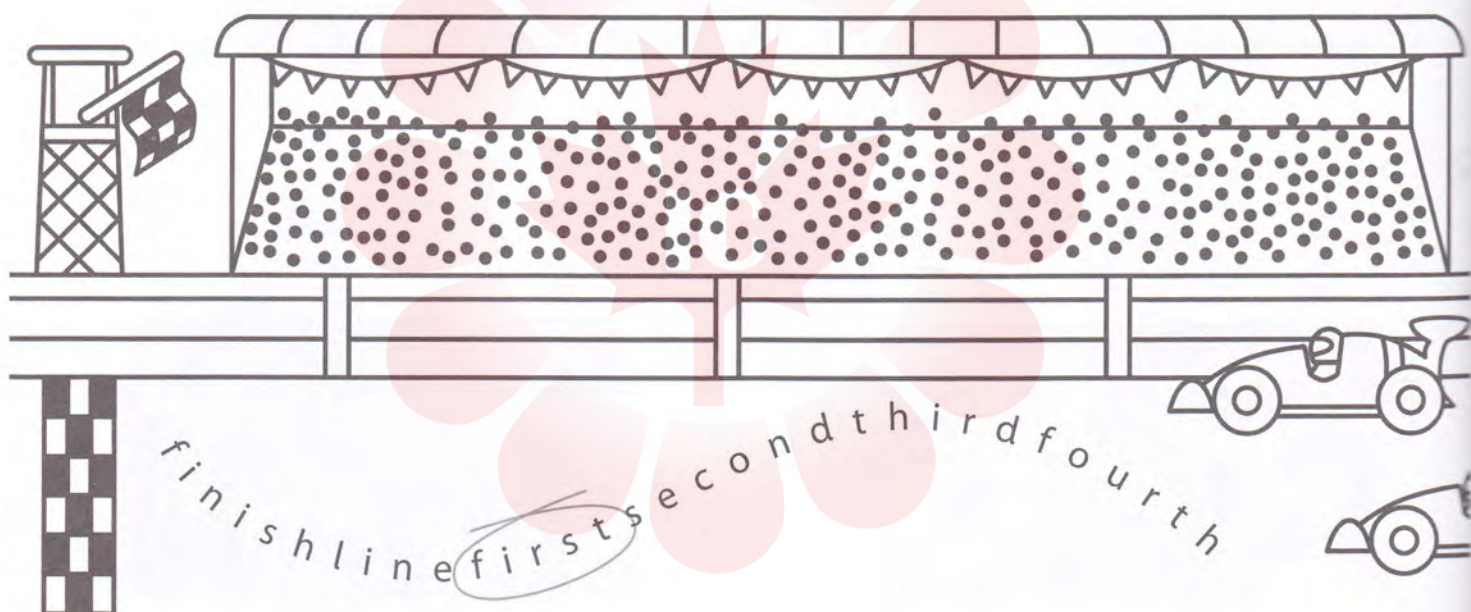
fourth

first


third

second

finish line



### 3 Look and write. Use the words above.



The animals were in a race!

Go, go, go!

Some were fast,

And some were slow.

The hen was \_\_\_\_\_.

The rabbit was \_\_\_\_\_.

The cow was \_\_\_\_\_.

The horse was \_\_\_\_\_.

1 Circle the word that contains a different end sound.

1 bank sink swing


2 ring bank pink


3 swing king sink


4 king pink swing


5 sink ring king

2 Match the letters and write.

1  si \_\_\_\_\_ sink

2  ki \_\_\_\_\_

3  ri \_\_\_\_\_

4  ba \_\_\_\_\_

ng

nk

3 Write.

Swing Sink Ring Drink Sing king



1 Sing a song while you

2 \_\_\_\_\_, swing, swing.

Look at the <sup>3</sup> \_\_\_\_\_ with his

4 \_\_\_\_\_, ring, ring.

Wash your hands at the

5 \_\_\_\_\_, sink, sink.

Now you're thirsty, have a

6 \_\_\_\_\_, drink, drink.

# Skills Time!

## Lesson Five

### Reading

1 Read the story about Suzy the horse again. Put the pictures in the correct order.



2 Match the sentences to the pictures above.

- 1 Suzy is a fairground horse.
- 2 She isn't happy. She wants to be a real horse.
- 3 She can move her head and tail. She is a real horse.
- 4 Suzy is happy. She's running and eating.
- 5 Now she is cold and scared.
- 6 Suzy goes back to the fairground.

b

☐

☐

☐

☐

☐

☐

3 Circle the incorrect words. Write the sentences correctly.

1 Suzy is a cow.

Suzy is a horse.

2 She's behind a green horse.

3 She's in front of a blue goat.

4 She drinks milk in the field.

5 She eats ice cream in the field.

6 At night she's hot.

**Writing**

**1 Write *s* or *ies*.**

1 family families

2 boy \_\_\_\_\_

3 teddy \_\_\_\_\_

4 turkey \_\_\_\_\_

5 lolly \_\_\_\_\_

6 monkey \_\_\_\_\_

**About me!**

**2 Tick (✓) what you can see at a school open day. Cross (x) what you can't see.**

men ☐

rabbits ☐

women ☐

children ☐

lions ☐

teachers ☐

frogs ☐

**3 Draw and write about a school open day.**

There are some children.

There are some \_\_\_\_\_

There \_\_\_\_\_

There \_\_\_\_\_

There aren't any \_\_\_\_\_

There \_\_\_\_\_


There \_\_\_\_\_

# Fluency Time! 5

## Everyday English

### 1 Look and write.

idea Whose Congratulations winner  
turn ~~play~~ have got



### 2 Order the words.

1 Pairs ! play Let's

Let's play Pairs!

2 it turn ? Whose is

3 turn your . It's

4 cards . got than I've more you

5 the You're . winner

1 Watch. Write *Kate* or *James*.

1 Let's play Snap.

James

2 It's my turn.

3 I've got more cards than you.

4 Congratulations!

## 2 Watch again. Complete.

whose eight turn Let's OK winner Congratulations Snap

Let's play another game.

1



Hmm, turn is it?

2



It's Kate's

3



!

I've got cards.  
I'm the


4



## 3 What is your favourite game? Ask a friend to play.

Are you free at lunch time?  
Let's play cards.

## 1 Write.



- 1 short The boy is shorter than the girl.
- 2 small His coat is \_\_\_\_\_ the girl's coat.
- 3 fast But he is \_\_\_\_\_ the girl.
- 4 loud And he is \_\_\_\_\_ the girl.
- 5 quiet The girl is \_\_\_\_\_ the boy.

## 2 Read the words. Write them in the correct boxes.

cow fourth goat first horse naughty sheep  
dry third dirty wet second


adjectives

naughty

animals

numbers

## 3 Look and write how many.

women 2

dolls \_\_\_\_\_

men \_\_\_\_\_

children \_\_\_\_\_

teddies \_\_\_\_\_

toy cars \_\_\_\_\_

## 4 Now look and write.

There are some ... There aren't any ...

1 women There are some women.

2 dolls \_\_\_\_\_

3 men \_\_\_\_\_

4 children \_\_\_\_\_

5 teddies \_\_\_\_\_

6 toy cars \_\_\_\_\_

## 5 Answer the questions.

1 What's your name? \_\_\_\_\_

2 How many brothers and sisters have you got? \_\_\_\_\_

3 What are you wearing? \_\_\_\_\_

4 What colour are your clothes? \_\_\_\_\_

5 What is your teacher wearing? \_\_\_\_\_

6 What colour are his or her clothes? \_\_\_\_\_

7 What are you doing now? \_\_\_\_\_

# Fluency Time! Review

1 Play and say. Write.

**START**

1



Are you \_\_\_\_\_ after today?

2

3

**Go back 1**



4

Can I help you?

I'd \_\_\_\_\_ 5 bananas please.

15

**Go forward 2**


14

Can you \_\_\_\_\_ it, \_\_\_\_\_?


a - p - p - l - e

13

**Go back 1**



12



This \_\_\_\_\_ for \_\_\_\_\_.

16

18


How \_\_\_\_\_ is \_\_\_\_\_?

It's two pounds.

17


19

I'm the \_\_\_\_\_.



20


**Go back 3**



5

Go  
forward  
3

Miss a turn




7

\_\_\_\_\_ in  
English?


It's a table.

Miss a turn

Go  
forward  
1



10



I'm \_\_\_\_\_ free  
on \_\_\_\_\_.

8  
Go  
back  
1



21

Go  
forward  
1

Whose turn is it?

your \_\_\_\_\_.

\_\_\_\_\_ you for  
me.



23

**You are  
the  
winner!**

# Games

## 1 Look and write.

at ~~At~~ skipping like fast on friends outside

At my school,  
break time is  
2 o'clock in the afternoon.

My favourite playground game is  
. I skip with my friends Laura,  
Rose and Holly. I can skip very  
. It's  
great fun. Sometimes I see my friends at the  
park Saturdays too.



When it's raining, we can't go  
. We stay in the classroom. I talk to my  
. I really break time.

## 2 Write.

at on in

- 1 I don't go to school Saturdays. 2 Break time is half past eleven.  
3 My holiday is July. 4 I play football the park.  
5 the winter, I wear a coat. 6 I always visit my aunt  
Thursdays.

## 3 Write the words in the correct box.

at on in

places	times	days	months	seasons
at				

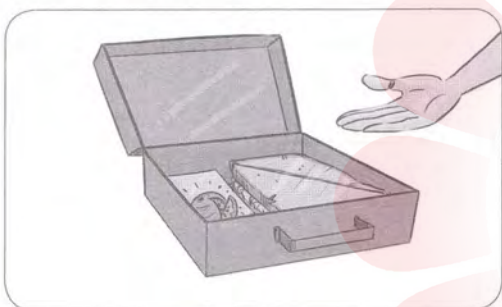
# Meals

1 Look at the pictures and choose the correct word.

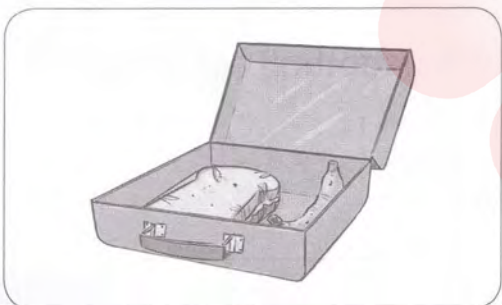
juice salad cheese ~~egg~~ got some a



My name's Holly. This is my breakfast. I've got an egg and some toast. I'm drinking some juice.



This is my lunchbox. For lunch today I've got a sandwich and some orange juice.



This is my brother's lunch. He's got an egg sandwich and a banana.



Here is my dinner. Today I've got a pizza, some salad and some fries.

2 Look and write.

some a an

1 For breakfast, Holly has got an egg.

2 She's got some toast.

3 For lunch, she's got a sandwich.

4 She hasn't got a apple.

5 For dinner, she's got some salad.

6 She's got some fries.

# At home

## 1 Look at the pictures and choose the correct word.

our are their ~~live~~ painting Its net garden



My name's Simon. I live in London with my family.  
This is \_\_\_\_\_ house.



I've got two sisters. This is \_\_\_\_\_ room.






This is the \_\_\_\_\_. I've got a football \_\_\_\_\_.  
My dad and I love football.



My mum is \_\_\_\_\_ my room. \_\_\_\_\_ walls were yellow.  
Now they \_\_\_\_\_ blue. Blue is my football team's colour.

## 2 Look and write.

~~your~~ our Their its Our



**Fluency Time! 1**

What's this in English? It's a ruler.

Speak more slowly, please. A ruler.

Can you spell it, please? R-u-l-e-r.

**Fluency Time! 2**

Can I help you? Yes, I'd like five tomatoes, please.

Anything else? Yes, I'd like...

No, how much is it?

**Fluency Time! 3**

Are you free after school on Monday? I'm not free on Monday.

How about Tuesday? I'll ask my mum.

**Fluency Time! 4**

Everyone's in the living room.

This is for you.

Thank you for having me. You're welcome.

**Fluency Time! 5**

Whose turn is it? It's my turn.

It's your turn.



I'm the winner!

Congratulations.





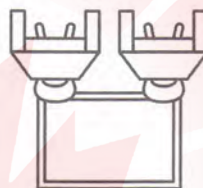

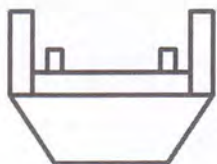
# Picture dictionary

Look and write.

**Starter** Welcome back!




1 School things

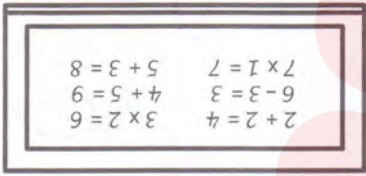
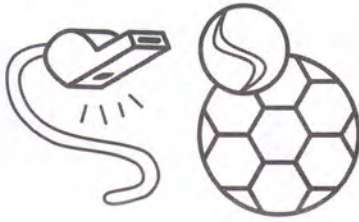
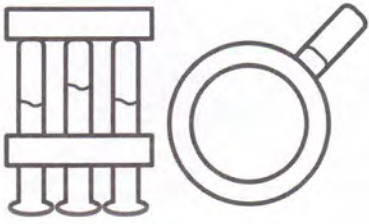


## 2 Feelings

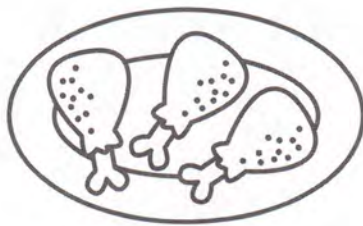


## 3 Outdoor activities





5 School subjects




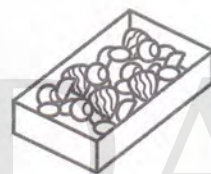
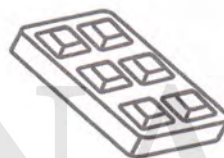





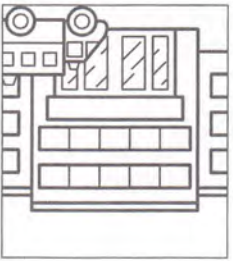


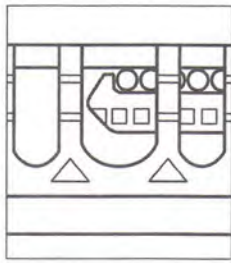
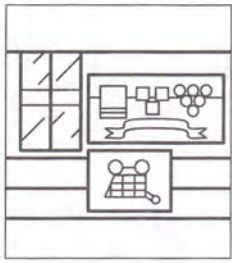
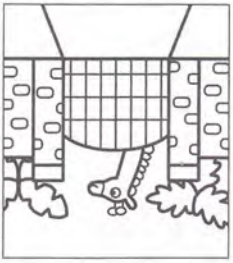
4 Food

## 6 After-school activities

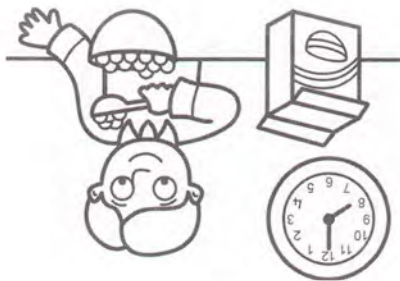

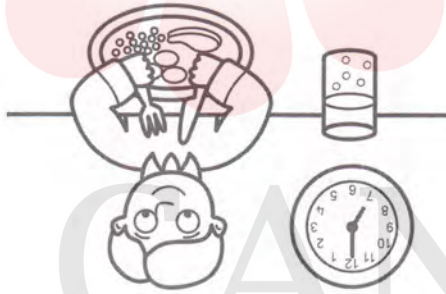


## 7 Special days





9 Places





8 Everyday activities

## 10 Weather





## 11 Clothes





13 Farm animals



12 Celebrations

## 14 Memories



## 15 People



Copy.

one

two

three


four

five

six

seven

eight



IRAN CANADA

nine

ten

twenty

thirty

forty

fifty

sixty

seventy



IRAN CANADA

eighty

ninety

one hundred

thirty-three

IRAN CANADA

seventy-two

2<sup>nd</sup> Edition

# Family and Friends

**Support and  
development for  
the whole child**



Building on the exceptionally strong skills training, phonics and civic education of the internationally best-selling first edition, **Family and Friends 2nd Edition** now brings you:

- NEW** Real-world fluency development with supporting DVD
- NEW** Interactive online practice you can assign and track
- NEW** Comprehensive assessment and testing programme, including Cambridge English: YLE

## Components

- Class Book with Student MultiROM
- Workbook
- Class Audio CDs
- Teacher's Book Plus with Fluency DVD, Online Practice and Assessment and Resource CD-ROM & Audio CD
- Teacher's Resource Pack with Story Posters, Phonics Cards and Flashcards
- Oxford iTools Digital Classroom Resources

## Also available

- Grammar Friends
- Readers
- Oxford Primary Skills: Reading and Writing

**OXFORD**  
UNIVERSITY PRESS

**oxfordparents**

Help your child with English



[www.oup.com/elt/oxfordparents](http://www.oup.com/elt/oxfordparents)

[www.oup.com/elt/familyandfriends](http://www.oup.com/elt/familyandfriends)

ISBN 978-0-19-480804-0



9 780194 808040