


First Friends 2

2nd Edition

Activity Book

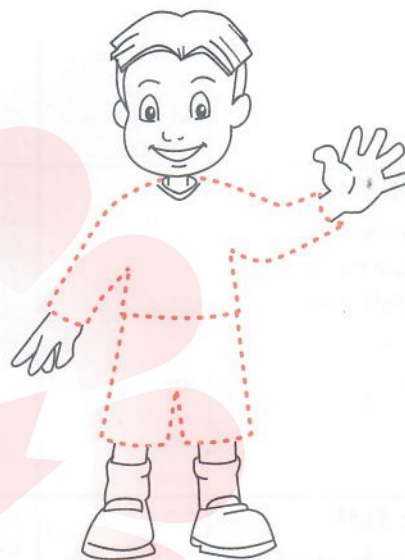
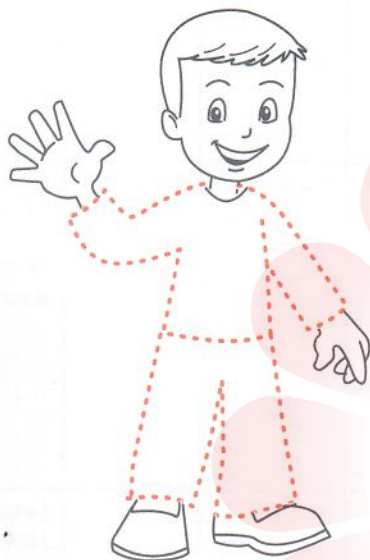


OXFORD

Susan Iannuzzi

Lesson 1

1 Trace and colour.







Baz

Sam

2 Draw yourself. Write and say.



1 Trace and say. Draw.

Sunday	
Monday	
Tuesday	
Wednesday	
Thursday	
Friday	
Saturday	

Lesson 3

1 Say and circle.




a c **d**



t f **p**




b l **k**



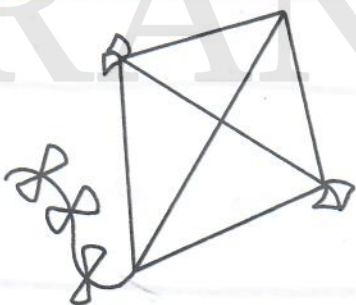
s h **u**



n u **v**



p o **a**



k d **t**



s f **w**



n u **c**

1 Trace and draw.

Tuesday

I'm at school.

Saturday


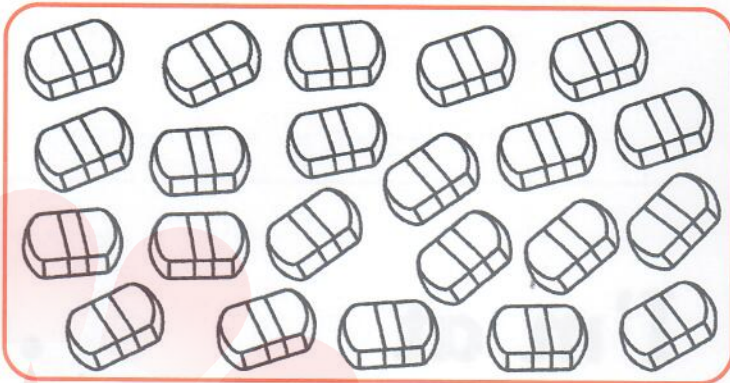
I'm at home.

Lesson 5

1 Trace and write. Count and match.

21

22



2 Say, trace and write.

twenty-one

twenty-two

Lesson 6

1 Match.



Review

1 Say and group.



Tuesday

Friday


Saturday

Sunday


Thursday

Monday


Wednesday



1 Match and say.



music room




sandbox



playground




school bus



teacher



classroom




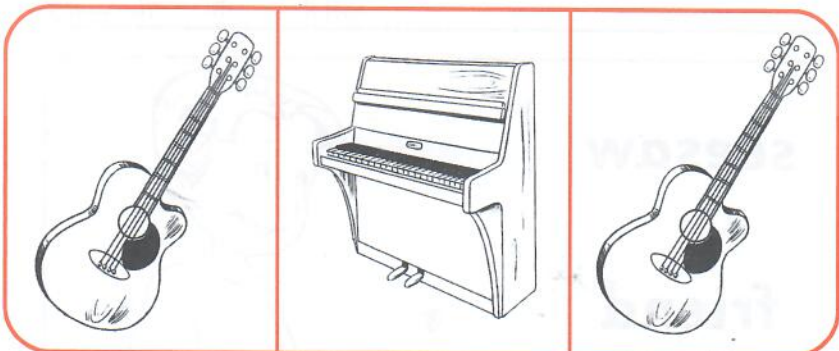




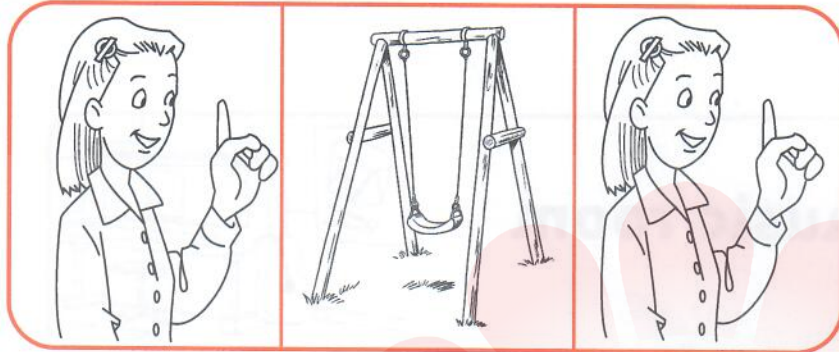
seesaw



friend


Lesson 2

1 Find and match.



1 Say and write.

Pp Qq Rr Ss Tt Uu



Lesson 4

1 Look and choose. Draw.



The classroom looks great!



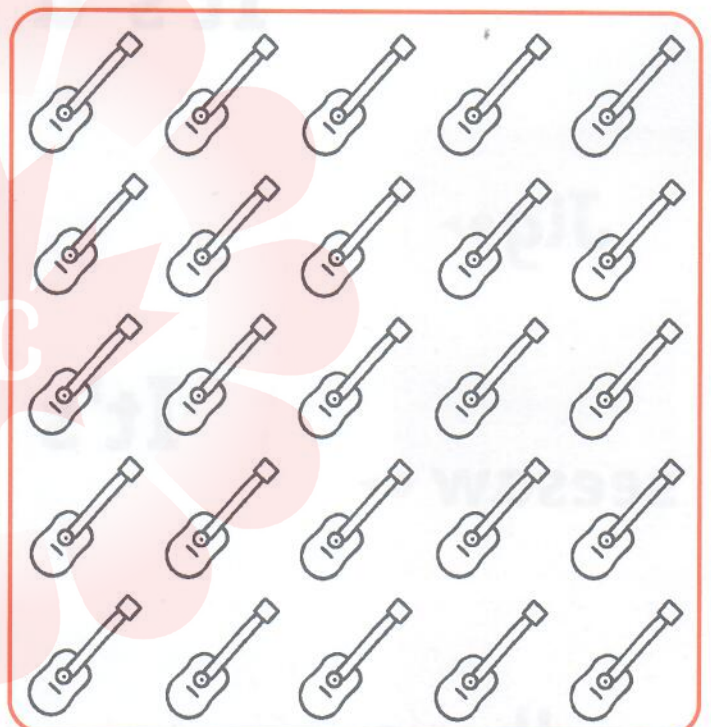

Oh, no!



1 Trace and write. Count and colour.

23

24



2 Read and match.

23

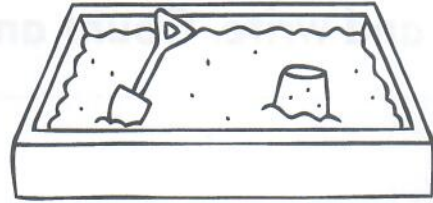
twenty-four

24

twenty-three

Lesson 6


1 Match and write. Say.



It's a sandbox.



It's _____.



sandbox

It's a _____.





It's _____.

Jig

seesaw

Pat

1 Find and say. Circle.



Lesson 1

1 Circle and say.



tired

cold

happy



sad

hot

hungry



cold

sleepy

thirsty



happy

hot

hungry



tired

sad

thirsty



hot

cold

happy

Lesson 2

1 Match and write.



I'm

shy

tired

scared

hungry



I'm




I'm



I'm

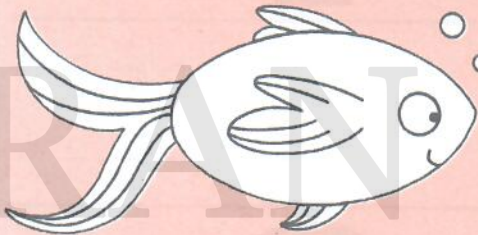
Lesson 3

1 Circle *sh*. Trace and write.



sh sh

2 Write and say.



fi




oes

1 Say and trace. Match.

drum



violin



2 Count and say. Write.



Lesson 5

1 Trace, write and match.

25

twenty-five

26

twenty-six

2 Read and draw.

twenty-five stars

twenty-six fish



1 Read and write.

Yes No

Are you cold?



Yes

Are you thirsty?



Are you hot?



Are you sad?




Review

1 Find and match. Say.

scared

hungry


thirsty



cold

sleepy

2 Look and say. Draw.



1 Match and say.**run****climb****jump****draw****kick****catch****throw****sing**

Lesson 2

1 Write and draw.

read kick write
catch throw jump climb


I can



I can't



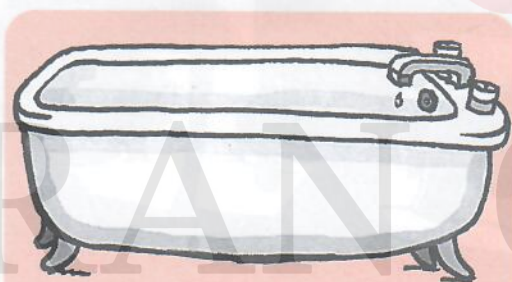
1 Circle *th*. Trace and write.



th th

IC

2 Write and say.





ba




row

Lesson 4

1 Look and choose. Draw.




1 Count, circle, and write.



27

28



27

28

2 Say, trace, and write.

twenty-seven

twenty-eight

Lesson 6

1 Follow the numbers.



The number path puzzle grid is as follows:

		6	1	4	10	11
	1	2	2	6	13	5
	3	4	8	16	18	
16	9	9	5	6	9	5
2	15	2	1	7	3	10
8	13	10	9	8	4	12
9	4	11	6	11	8	18
7	13	12	17	15	13	11
15	14	11	7	17	7	4
16	17	18	19			
10	3	5	20			

1 Circle.

th


3



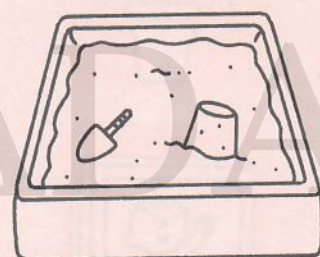
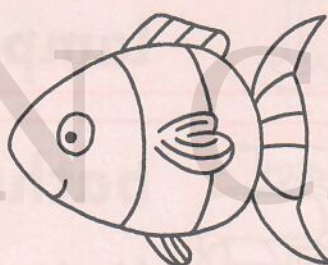
sh



t



s



th



My Home

Lesson 1

1 Match and circle.



plant
living room



dining room
sofa



plant
kitchen



living room
lamp




bathroom
living room



plant
TV

Lesson 2

1 Read and draw.



bedroom

kitchen

2 Draw and say.

My living room.

Lesson 3

1 Circle *ch*. Trace and write.




ch ch

2 Write and say.



air



kit en

1 Look and choose. Draw.



Lesson 5

1 Trace and write. Count and colour.

29

30

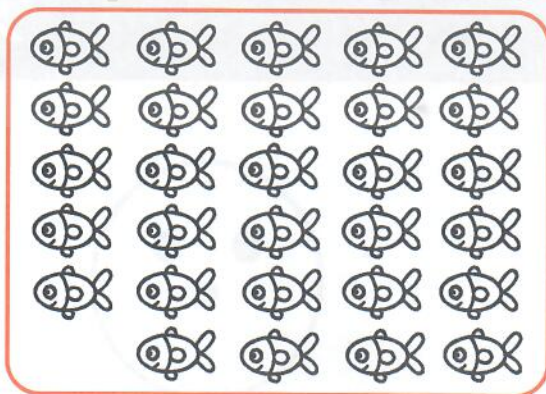


2 Say and match.


29



30




1 Look, read and circle.



There's a sofa.	Yes	No
There's a TV.	Yes	No
There's a chair.	Yes	No
There's a lamp.	Yes	No
There's a plant.	Yes	No
There's a table.	Yes	No
There's a doll.	Yes	No

Review

1 Count and write. Say.



bedroom

bathrooms

dining room

TVs

kitchens


sofas

living rooms

plants



1 Write and say.

bed blanket shelf
pillow wardrobe



Lesson 2

1 Trace and match.



2 Write. Ask and answer.



It's _____ the sofa.



It's _____ the bed.



It's _____ the wardrobe.



It's _____ the cat.

Lesson 3

1 Trace and write.




at at

2 Write and say.



at





at

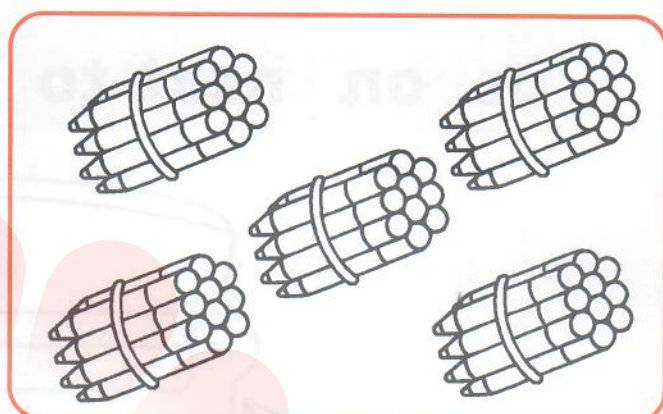
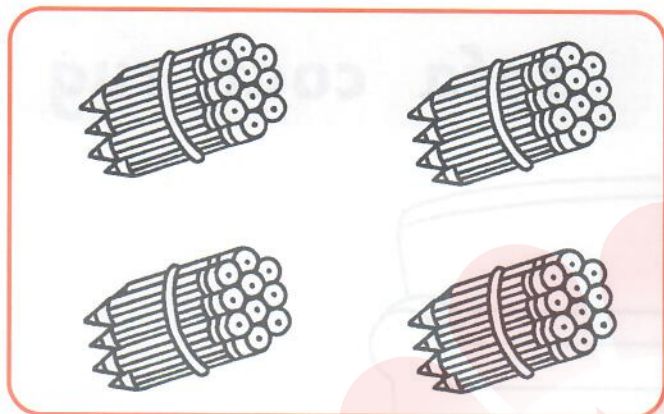
Lesson 4

1 Read and match. Write.

- 1 My bed is a boat.
- 2 My bed is under a table.
- 3 My bed is a car.



1 Count, trace and write.



40 50

2 Write numbers in order.

30

10

40

50

20

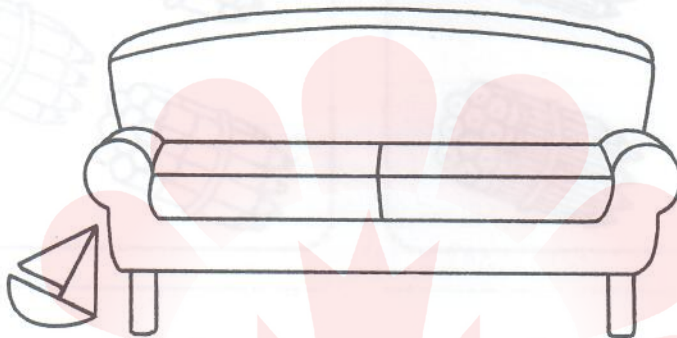


Lesson 6

1 Look, read and write.

in on next to


sofa coat rug



The boat is _____ the _____ .



The boat is _____ the _____ .



The boat is _____ the _____ .

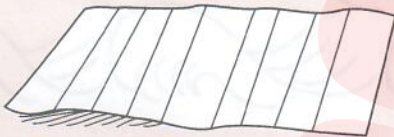
1 Look and circle.



hat mat cat



mat hat Pat



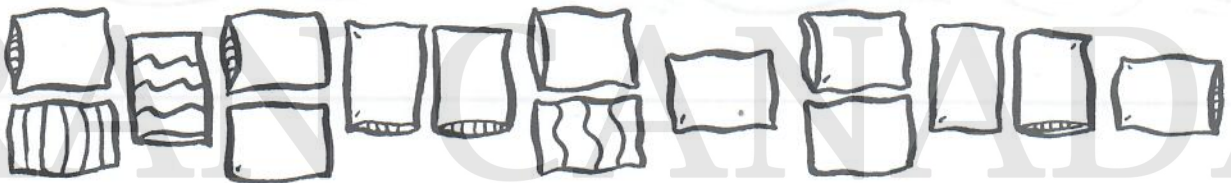
hat mat cat



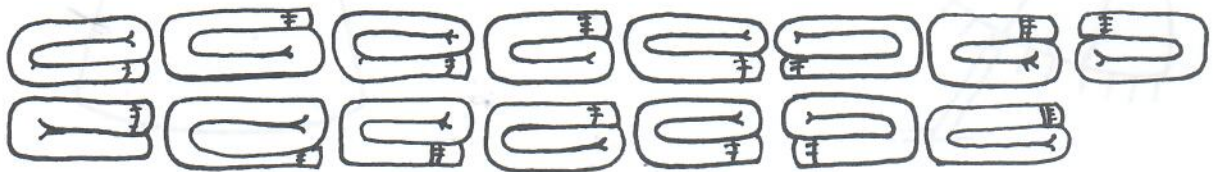
hat Pat cat

2 Read, colour and say.

thirteen pillows



fourteen blankets



Lesson 1

1 Write and say.

umbrella shell crab
beach sandcastle sea



IC




Lesson 2

1 Find and count. Write.



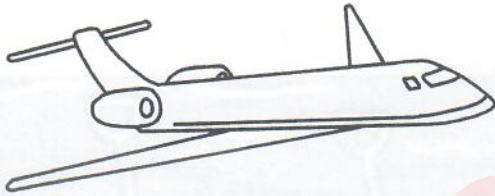






Lesson 3

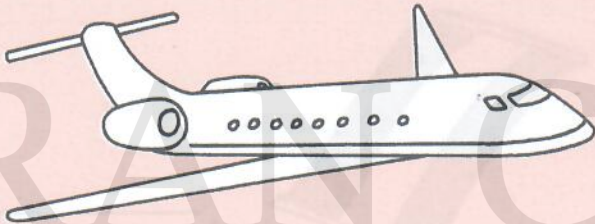
1 Trace and write.



et et

ic

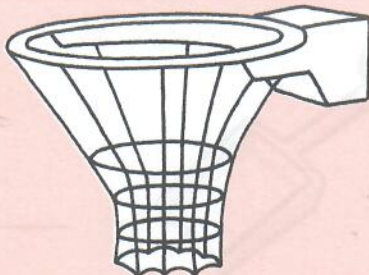
2 Write and say.



t

j

e




e

t

n

1 Read and draw.

This plant is big.
It is green.



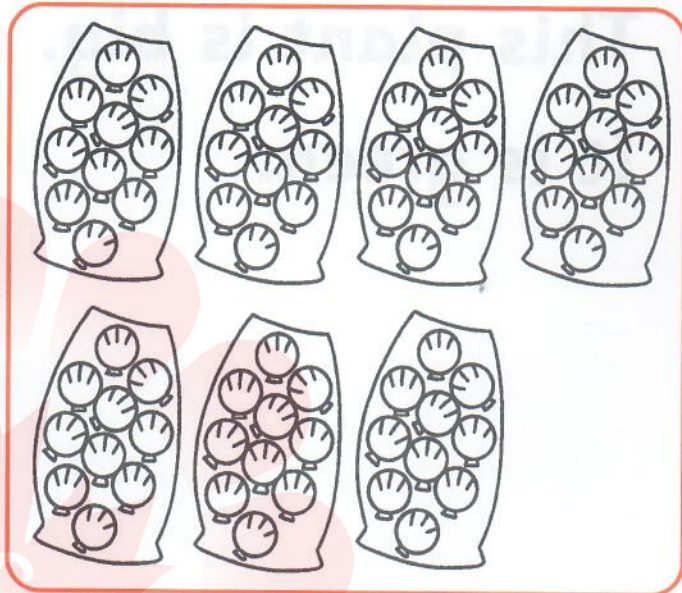
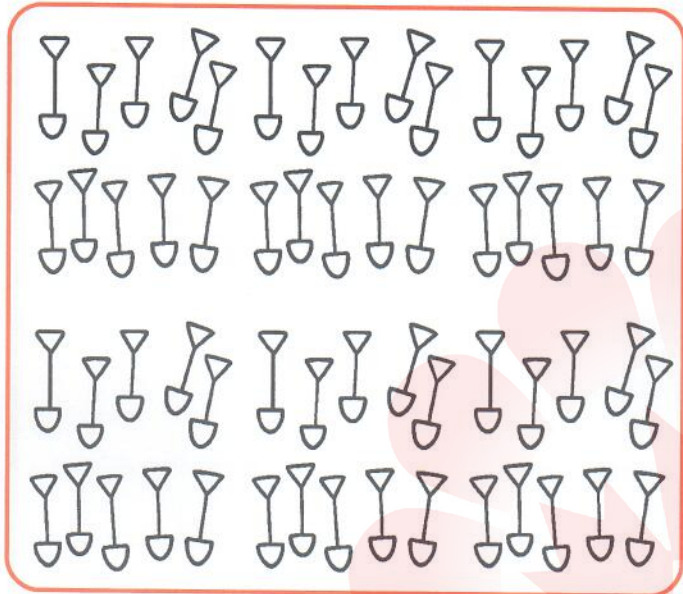
This plant is
small.

It is purple.



Lesson 5

1 Count, trace and write.



60

70

2 Write the missing numbers.

10

30


50

20

40

60

1 Join the dots.







2 Look, read and write.

How many sandcastles are there?

There are _____ sandcastles.

Review

1 Match and colour.



1 Match.




fish
soup
juice
salad
chicken

potato

cheese

rice



Lesson 2

1 Look, read and write.

butter salad milk soup chicken bread



She's got

_____ , _____

and _____ .



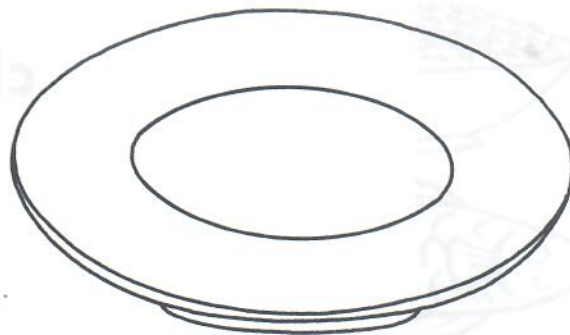
He's got

_____ , _____


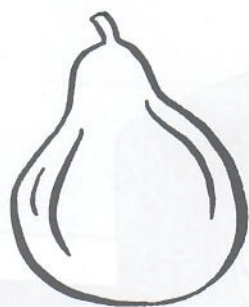
and _____ .

2 Draw and say.

I've got ...



1 Trace and write.



ig ig

2 Write and say.






ig



ig

Lesson 4

1 Look and choose. Draw.




1 Look and say. Trace and write.

10 20 30 40 50 60 70 80 90

80

90

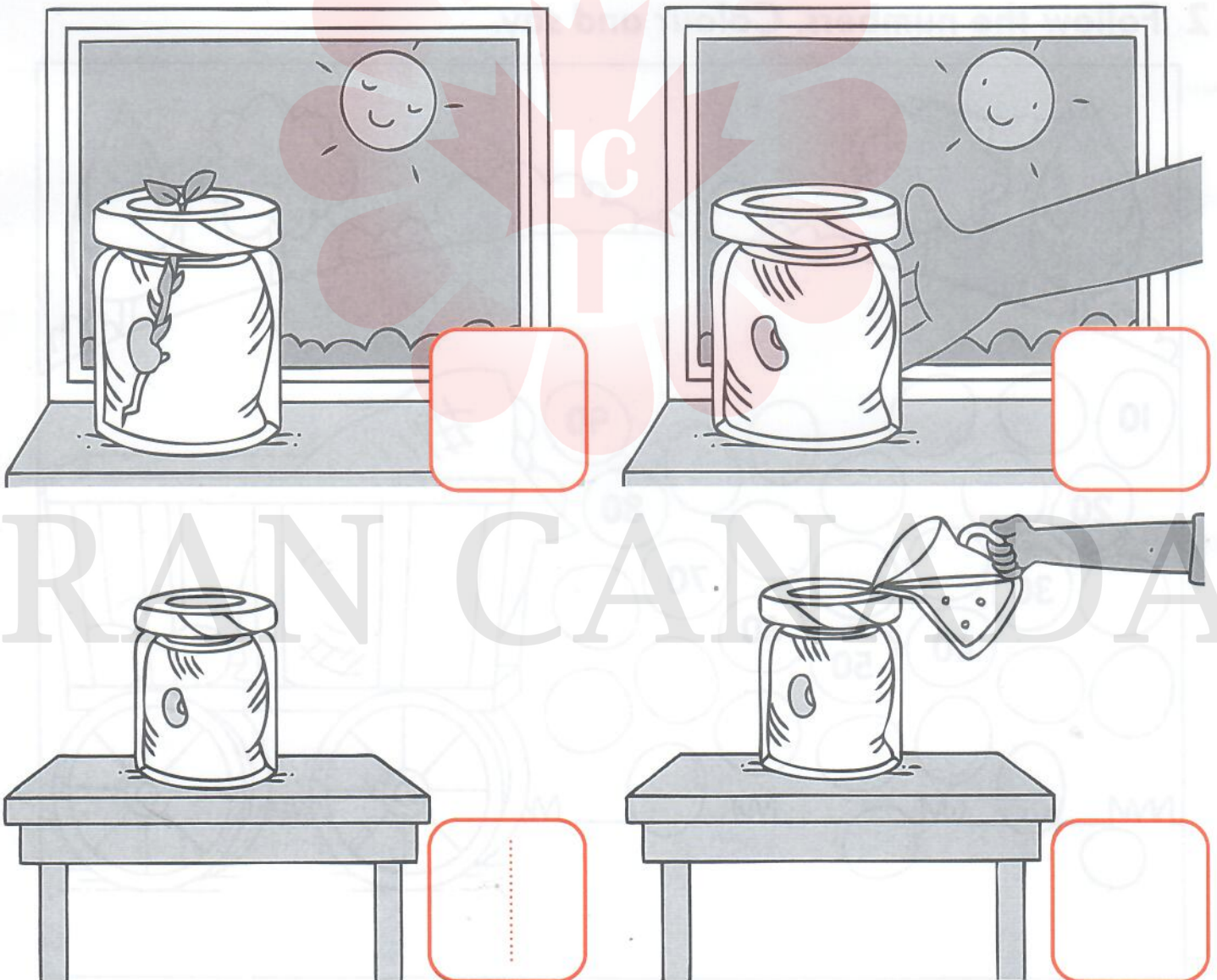
2 Follow the numbers. Colour and say.




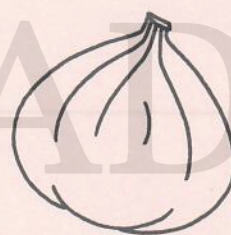

Lesson 6

1 Read and match. Write.

- 1 The bean is in the jar.
- 2 Water the bean.
- 3 Put the jar in the window.
- 4 Look at the plant!




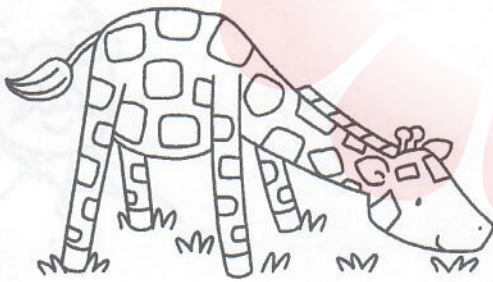
1 Say and match the rhyming words.



Lesson 1

1 Write and say.

hippo giraffe lion zebra
elephant tiger



1 Read and circle.



He can jump.

Yes

No



It can climb

Yes

No



It can sing.

Yes

No



She can catch

Yes

No

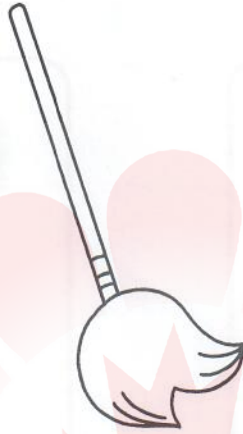
2 Write and draw.

I can

_____ .

Lesson 3

1 Trace and write.



IC

2 Write and say.



o

p

h


p

o

m

1 Look and say. Write.



rabbit insect horse



insect

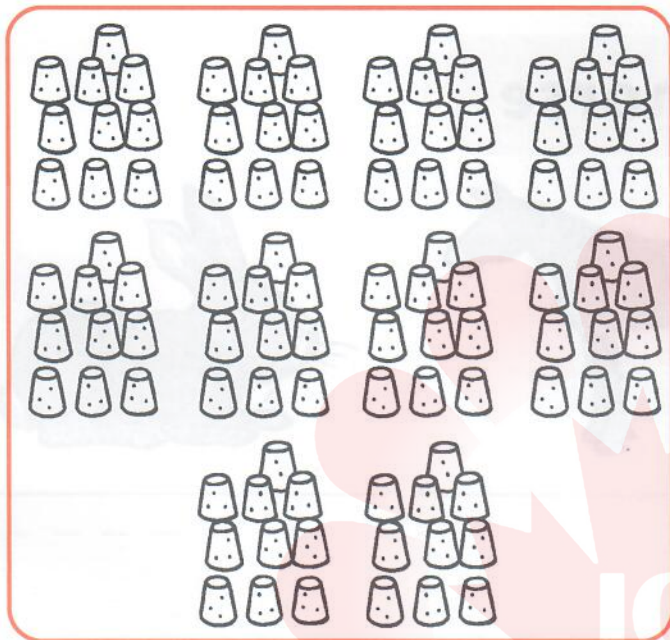
IC

2 Say and trace.



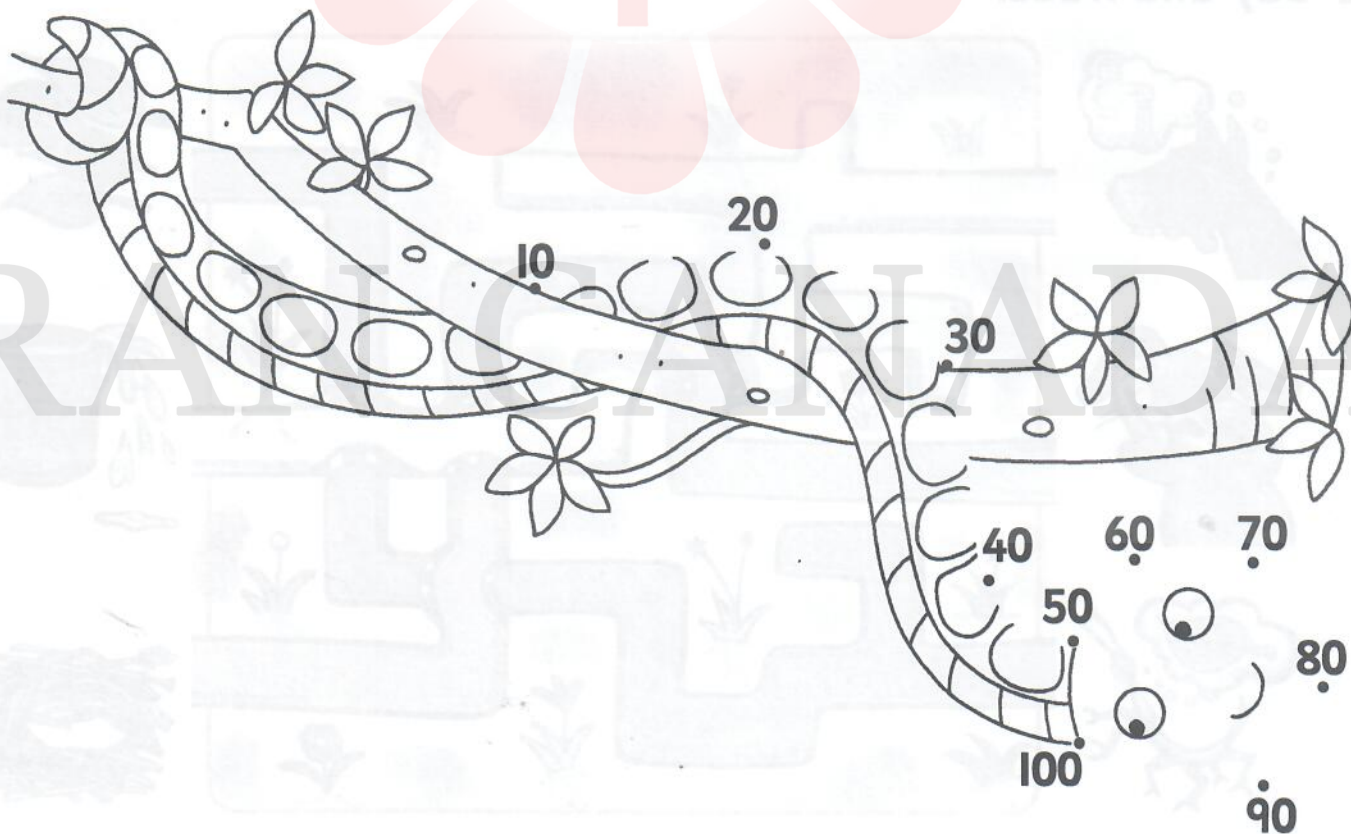
Lesson 5

1 Count, trace and write.



100

2 Join the dots and say.



1 Read and match. Write the number.

1 It can jump.



2 It can't catch.




3 It can run.



4 It can't climb.



5 It can swim.



Review

1 Say and write.



____ op



____ op



____ op

2 Write the missing numbers.

10 _____ 40 50

60 70 _____ 90 _____

100 _____ 80 _____ 60

50 40 _____ 20 _____

Lesson 1

1 Match and say.



_____ doctor



_____ farmer



_____ nurse



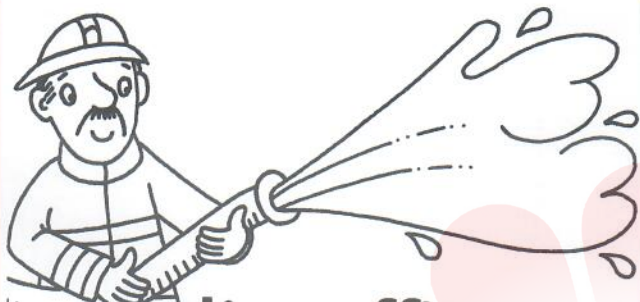
_____ pilot



_____ taxi driver

Lesson 2


1 Circle and say.



police officer
firefighter



doctor
singer



acrobat
teacher



farmer
taxi driver



police officer
acrobat




singer
pilot

1 Trace and write.



un un

2 Write and say.



un



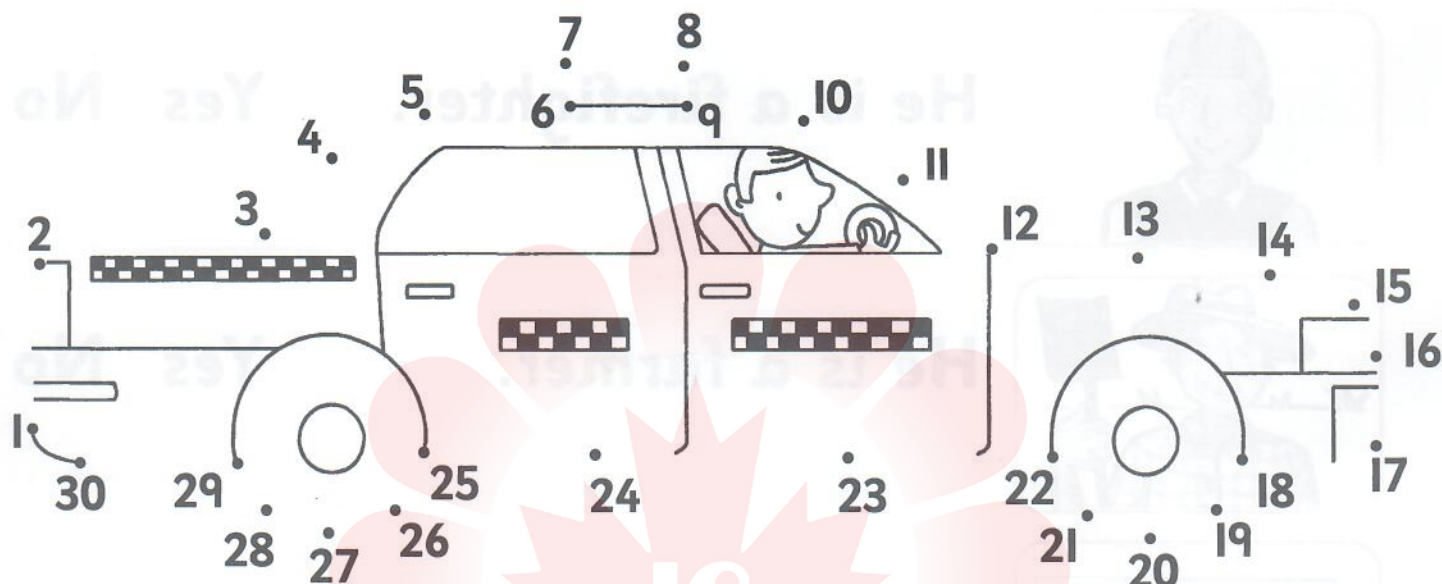
un

Lesson 4

1 Look and choose. Draw.

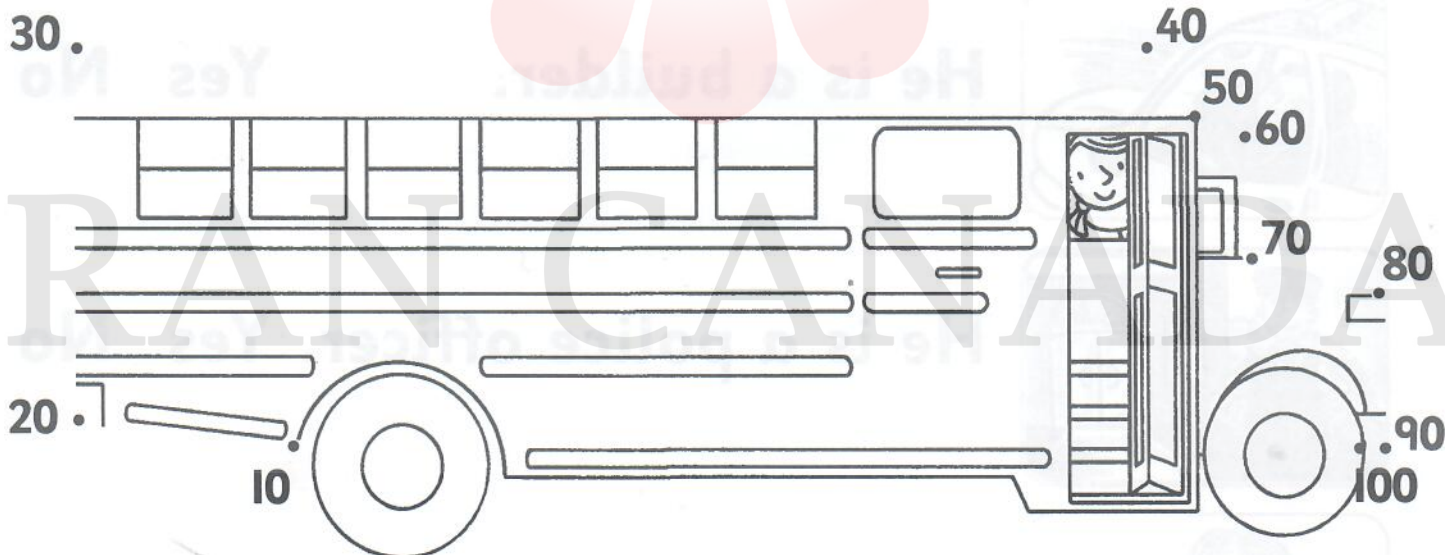


1 Join the dots.



He's a taxi driver.

2 Join the dots and write.



She's a _____ .

Lesson 6

1 Read and circle.




He is a firefighter.

Yes **No**



He is a farmer.

Yes No



She is a nurse.

Yes No



He is a builder.

Yes No



He is a police officer.

Yes No



She is a doctor.

Yes No

Review

1 Look and circle the letters. Read.



hat

man

sad

dad

bag

Baz



jet

Tess

bed

tent

red

egg



big

six

fig

Jig

bin

in



box

hop

on

mop

top

dog



under

sun

jump


bun

nut

mum

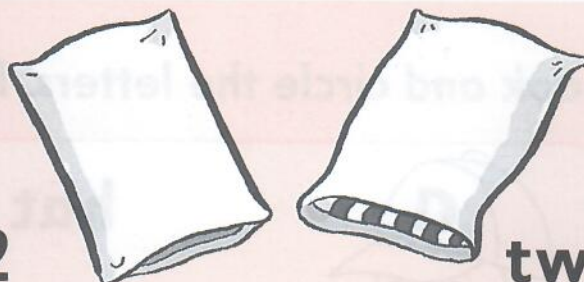
Numbers

1




one

2



two

3




three

4



four

5



five

6



six

7




seven

8



eight

9

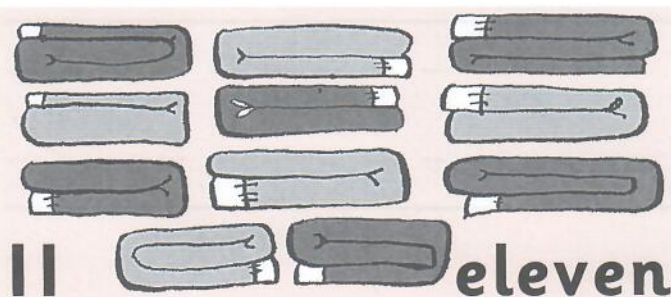


nine

10



ten




11 eleven




12 twelve



13 thirteen



14 fourteen




15 fifteen




16 sixteen




17 seventeen



18 eighteen




19 nineteen



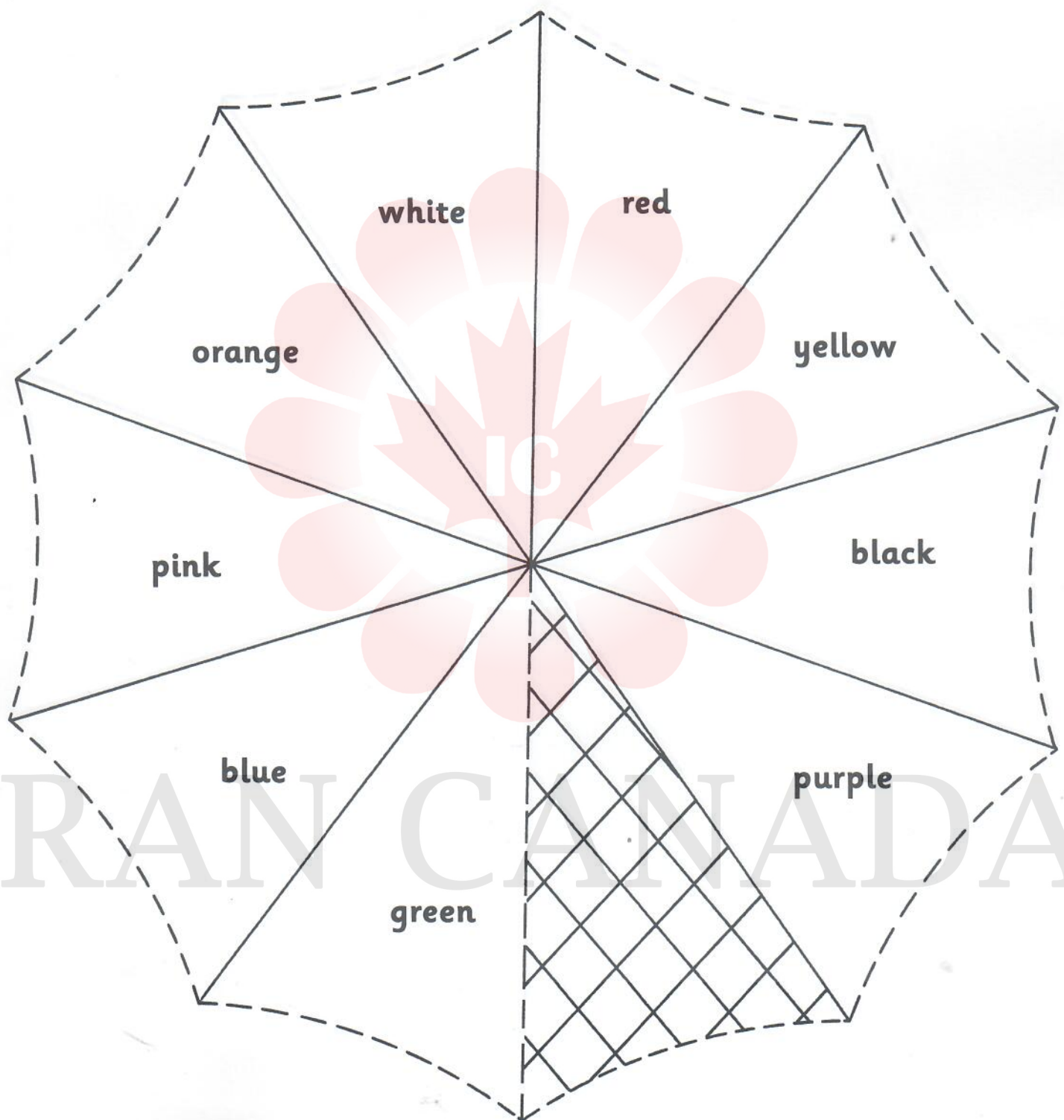
20 twenty

Writing grid

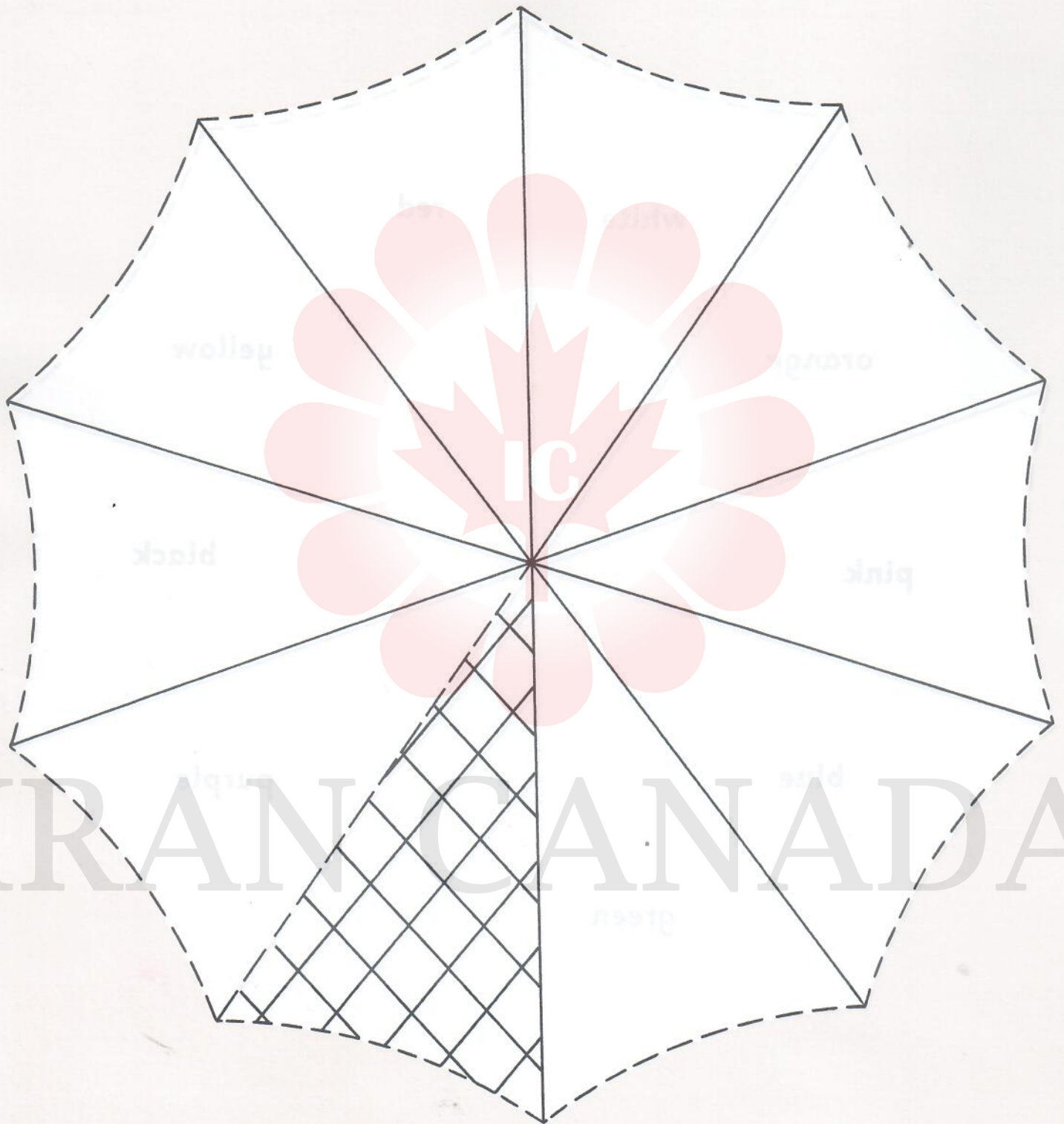


IRAN CANADA

Make a beach umbrella



- 1 Colour, cut out and glue the template to make your umbrella.
- 2 Attach your umbrella to a stick, pencil or straw, using sticky tape or modelling clay.



Songs

Unit 1

Lesson 2

Sunday, Monday, Tuesday, Wednesday,
Thursday, Friday, Saturday,
It's a nice day!
It's Monday.

Unit 2

Lesson 2

Listen ... Listen ...
What's this? What's this?
It's the school bus! It's the school bus!

Listen ... Listen ...
What's this? What's this?
It's the playground! It's the playground!

Listen ... Listen ...
What's this? What's this?
It's the music room! It's the music room!

Listen ... Listen ...
Who's this? Who's this?
It's the teacher! It's the teacher!

Unit 3

Lesson 2

If you're happy and you know it, clap
your hands.
If you're happy and you know it, clap
your hands.
If you're happy and you know it,
And you really want to show it,
If you're happy and you know it, clap
your hands.

If you're sad and you know it, stamp
your feet.
If you're sad and you know it, stamp
your feet.

If you're sad and you know it,
And you really want to show it,
If you're sad and you know it, stamp
your feet.

Unit 4

Lesson 2

I can jump.
I can climb.
I can sing and count to five.
I can throw.
I can kick.
I can catch and run and hide.

Unit 4

Lesson 6

My insect can climb.
My insect can crawl.
My insect is long.
Now it's like a ball!

My insect can count.
Can you see?
It has all the numbers.
Count them with me:
One ... two ... three ... four ... five ...

Unit 5

Lesson 2

Look at my house! Look at my house!
It has a dining room.
It has a bathroom.
It has a bedroom and a lamp.

Look at my house! Look at my house!
It has a living room.
It has a kitchen.
It has a sofa and a plant.

Unit 6

Lesson 2

Put your hand on your head.
Put your hand on your nose.
Put your hand on your leg.
Put your hand on your toes.

Put your hand in your bag.
Put your hand in the air.
Put your hand under your book.
Shake your hands everywhere.

Unit 7

Lesson 2

Ten umbrellas in the sun.
There's a colour for everyone.
Black, white, brown, blue.
Green for me, purple for you.
Yellow, orange, pink and red.
Sun is shining.
Hide your head!

Unit 8

Lesson 2

Salad and soup
Chicken and cheese
I love food!
Let's eat, please!

Fish and potatoes
Milk and rice
I love food!
Yummy! It's nice.

Unit 8

Lesson 6

Bean plant, bean plant
Grow, grow, grow!
Water and sun
Grow, grow, grow!

Unit 9

Lesson 2

Let's look for wild animals.
In the water, in the trees.
Wild animals are lots of fun.
Let's go and meet them one by one.

Crocodile, crocodile swimming by.
Looks at me with its big black eyes.
Uh-oh. What can it be?
Crocodile is chasing me!

Tiger, tiger walking by.
Looks at me with its big black eyes.
Uh-oh. What can it be?
Tiger is chasing me!

Monkey, monkey jumping by.
Looks at me with its big black eyes.
Uh-oh. What can it be?
Monkey is chasing me!

Zebra, zebra running me.
Looks at me with its big black eyes.
Uh-oh. What can it be?
Zebra is chasing me!

Unit 10

Lesson 2

How are you today?
How are you today?
I'm not very well.
Is the doctor on the way?
How are you today?
How are you today?
Thanks to the doctor,
I can play!

First Friends

2nd Edition

2

first for English, first for fun,
first for young children



First Friends is a two-level course that makes the first years of learning English motivating and fun. It develops vocabulary, practises phonics and teaches family values.

First Friends 2nd Edition brings you:

- Expanded vocabulary syllabus.
- Enhanced values strand to help students develop social skills.
- Practical cross-curricular lessons link with other subjects such as Maths and Science.
- Engaging activities improving critical thinking skills.
- MultiROM with games and animated stories to learn and practise at home with parents.

Components

- Class Book with Student MultiROM for home use featuring games, songs and stories
- Activity Book
- Maths Book
- Teacher's Book
- Class Audio CD
- Resource Pack: 110 flashcards, 8 posters
- Oxford iTools: Digital Classroom Resources

OXFORD
UNIVERSITY PRESS

oxfordparents
Help your child with English



www.oup.com/elt/oxfordparents

ISBN 978-0-19-443250-4



9 780194 432504

www.oup.com/elt